



Nan Hua Primary School
Primary 3 Mathematics
Term 3 Weighted Assessment 2025

Marks	
Section A:	/8
Section B:	/6
Section C:	/6
Total:	20

Name: _____ ()

Class: Primary 3__

Date: _____

Duration: 40 min

Parent's Signature

INSTRUCTIONS TO CANDIDATES

1. Write your name and index number in the space provided.
2. Do not turn over the page until you are told to do so.
3. Follow all instructions carefully.
4. Answer all questions.
5. Use pencil to write your answers in the space provided for each question.


This booklet consists of 9 printed pages and 1 blank page.

Section A

Questions 1 to 4 carry 1 mark each. Questions 5 and 6 carry 2 marks each.
For each question, four options are given. One of them is the correct answer.
Make your choice (1, 2, 3 or 4) and write your answer in the brackets.

(8 marks)


1 Which of the following shows an acute angle?




Angle 1



Angle 2



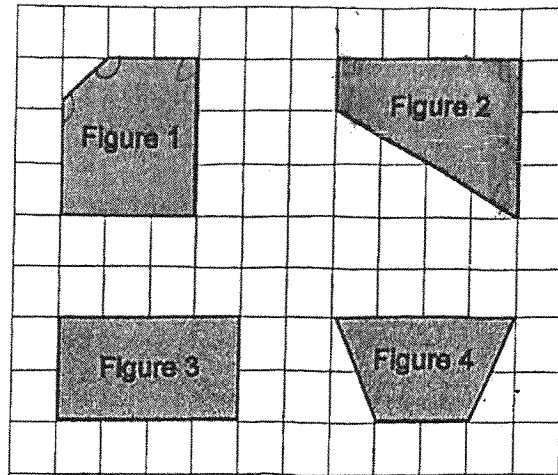
Angle 3



Angle 4

- (1) Angle 1
- (2) Angle 2
- (3) Angle 3
- (4) Angle 4

2 Which figure below has five angles?



- (1) Figure 1
- (2) Figure 2
- (3) Figure 3
- (4) Figure 4

3 Which of the following fractions is not an equivalent fraction of $\frac{1}{2}$?

- (1) $\frac{6}{12}$
- (2) $\frac{2}{10}$
- (3) $\frac{3}{6}$
- (4) $\frac{4}{8}$

4 In the number line below, which of the following marks $7\frac{3}{4}$?



- (1) A
- (2) B
- (3) C
- (4) D

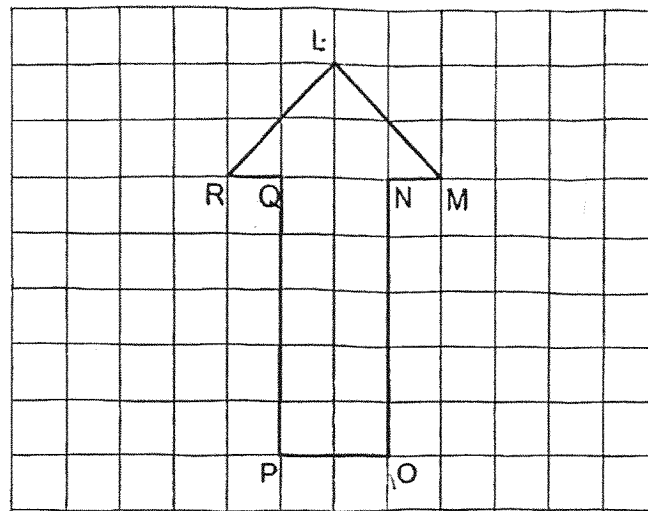
5 What fraction of the figure below is shaded?



- (1) $\frac{3}{7}$
- (2) $\frac{2}{5}$
- (3) $\frac{2}{3}$
- (4) $\frac{4}{5}$

5

6



Which of the following correctly describes the figure above?

(1)	$RQ \perp NM$	$QP \parallel NO$
(2)	$RL \perp LM$	$QP \parallel PO$
(3)	$RQ \perp PO$	$PO \parallel NO$
(4)	$PO \perp NO$	$QP \parallel NO$

Section B

Questions 7 to 9 carry 2 marks each. Write your answers in the spaces provided. For questions which require units, give your answers in the units stated. (6 marks)

7 Arrange the following fractions from the greatest to the smallest.

$$\frac{2}{9}$$

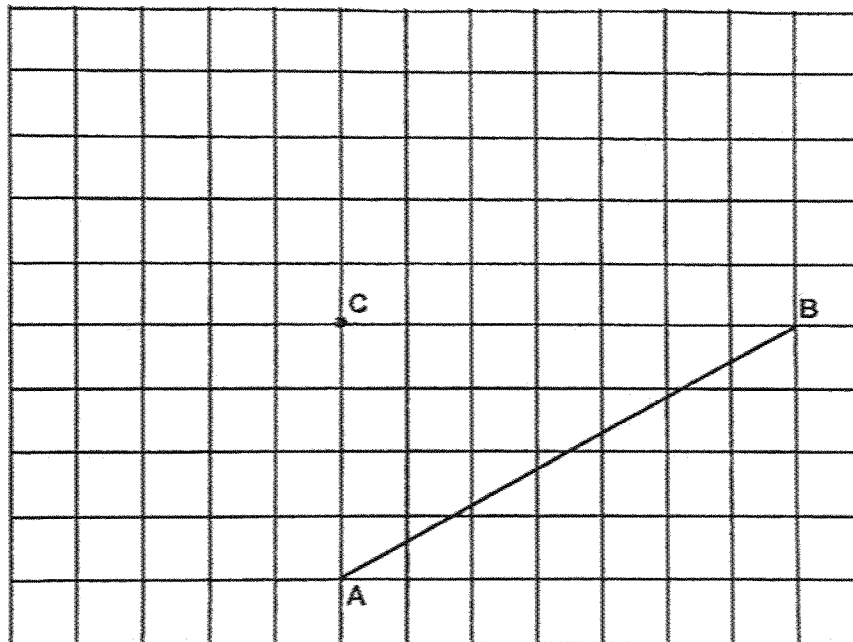
$$\frac{2}{11}$$

$$\frac{1}{3}$$

Greatest

Smallest

8 Draw a line parallel to line AB that passes through Point C.



Please do not write in the margin

9 Answer the following questions.

(a) $\frac{3}{4} - \frac{3}{8} = \boxed{?}$

Leave your answer in the simplest form.

Ans: _____

(b) $\frac{1}{2} + \frac{1}{10} = \boxed{?}$

Leave your answer in the simplest form.

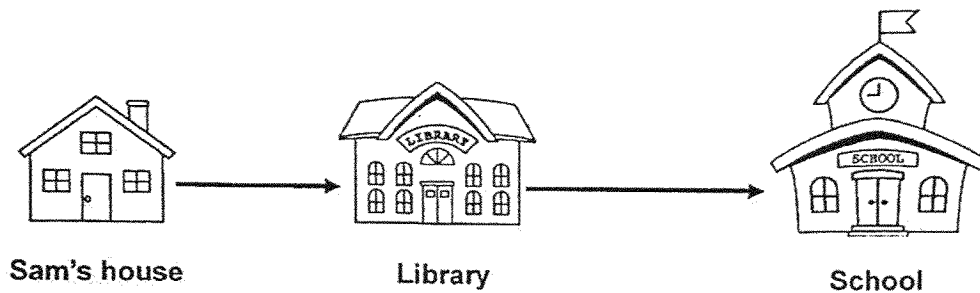
Ans: _____

Please do not write in the margin.

Section C

For questions 10 and 11, show your working clearly and write your answers in the spaces provided. The number of marks available is shown in brackets [] at the end of each question or part-question.
(6 marks)

- 10 Sam walked 840 m from his house to the library. Then, he walked to the school. The distance between the library and the school is 220 m further than the distance between Sam's house and the library. How far did he walk from his house to the school? Give your answer in km and m.



Please do not write in the margin.

Ans: _____ [3]



- 11 Annie placed a papaya and a 10 g weight on a weighing scale as shown in Figure 1.

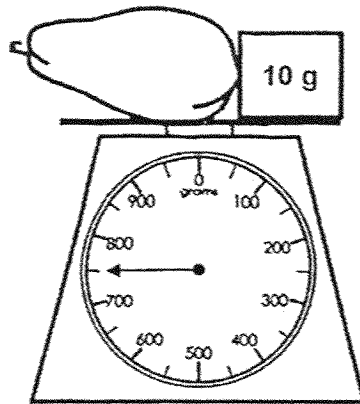


Figure 1

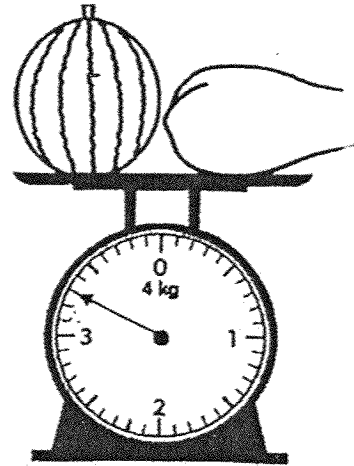


Figure 2

- (a) What is the mass of the papaya?

Ans: _____ [1]

- (b) Then, she placed the papaya and a watermelon on another weighing scale as shown in Figure 2. What is the mass of the watermelon?

Ans: _____ [2]

End of Paper

Please do not write in the margin.



10

BLANK 1

SCHOOL : NAN HUA PRIMARY SCHOOL
LEVEL : PRIMARY 3
SUBJECT : MATHEMATICS
TERM : 2025 WEIGHTED ASSESSMENT 3

Q1	Q2	Q3	Q4	Q5	Q6				
1	1	2	3	2	4				

Q7	$\frac{1}{3}, \frac{2}{9}, \frac{2}{11}$
Q8	
Q9	a) $\frac{3}{8}$ b) $\frac{2}{5}$
Q10	$840 + 220 = 1060$ $840 + 1060 = 1900$ $= 1\text{km } 900\text{m}$
Q11	a) $750 - 10 = 740\text{g}$ b) $3300 - 740 = 2560\text{g}$

www.sgexam.com