



Rosyth School
End-of-Year Examination 2025
SCIENCE
Primary 3

Name: _____ () Class: 3

Date: 30 October 2025

Total Time for Booklets A & B: 1 hour 30 minutes

This booklet consists of 16 printed pages (including this cover page).

Booklet A

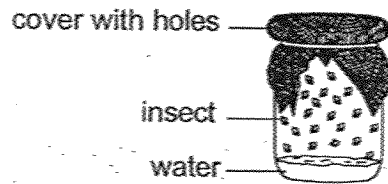
Instructions to Candidates:

1. Do not turn over the booklet until you are told to do so.
2. Follow all instructions carefully.
3. Answer all questions.
4. Shade your answers on the Optical Answer Sheet (OAS) provided.

Booklet A [24 x 2 marks]

For each question from 1 to 24, four options are given. One of them is the correct answer. Make your choice (1, 2, 3 or 4) and shade your answer on the Optical Answer Sheet (OAS).

1. Anders placed some insects in a jar containing some water.

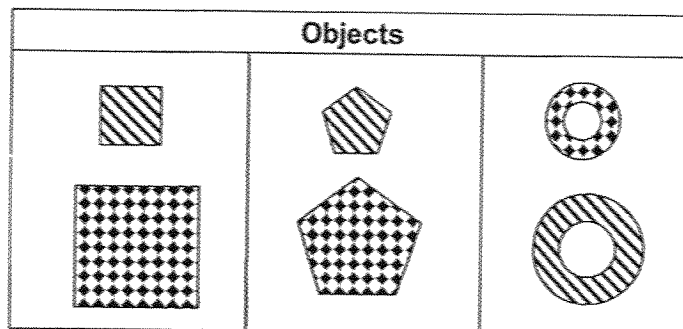


The diagram below shows Anders' observation of the insects after a few days.



Which characteristic of living things explains Anders' observation?


- (1) Living things need air to survive.
 - (2) Living things respond to changes.
 - (3) Living things need food to survive.
 - (4) Living things need water to survive.
2. Study the three groups shown below.



How are the above objects classified?

- (1) By size
- (2) By colour
- (3) By shape
- (4) By pattern

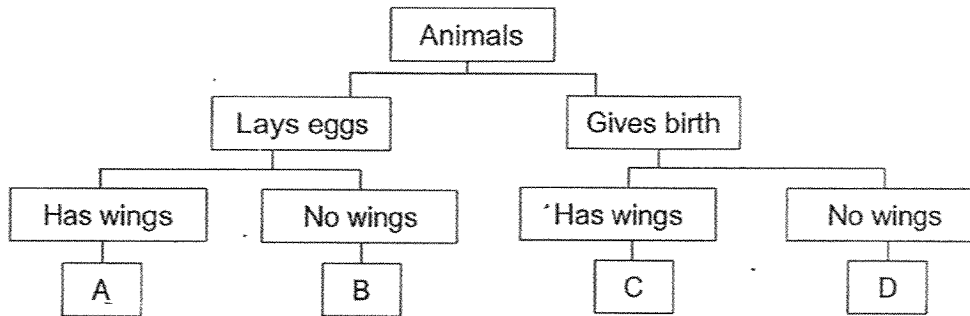
3. The picture below shows animal X.



Which statement explains why animal X is an insect?

- (1) It is tiny.
- (2) It has wings.
- (3) It has three body parts.
- (4) It reproduces by laying eggs.

4. A classification chart of some animals are shown below.



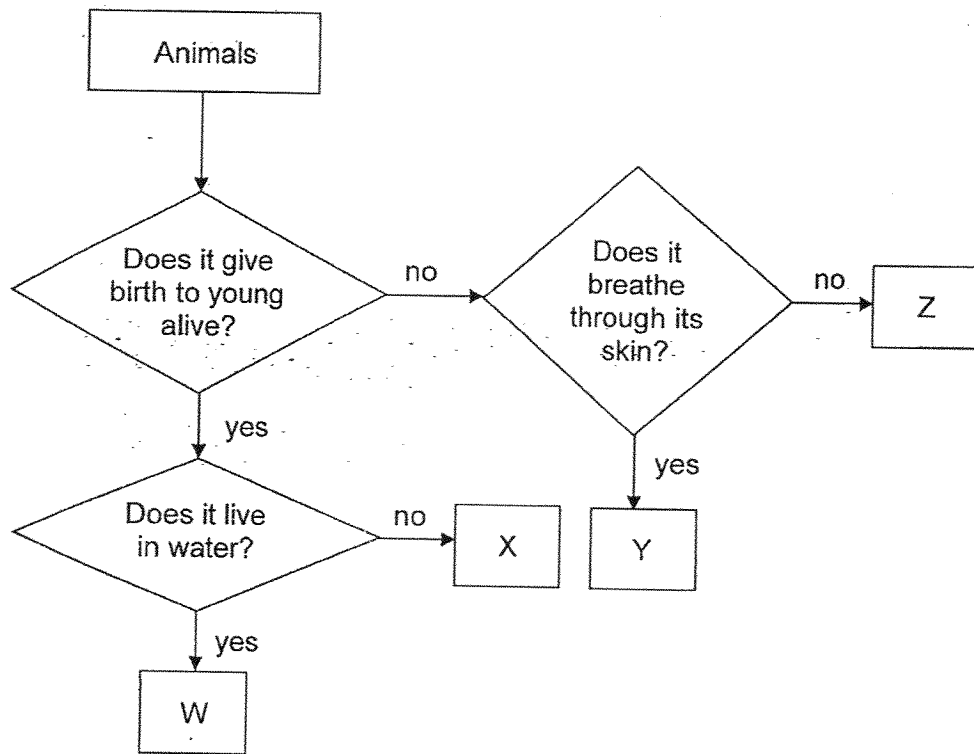
Study the picture of animal Y.



Based on the above classification chart, which letter represents animal Y?

- (1) A
- (2) B
- (3) C
- (4) D

5. Study the classification chart below carefully.



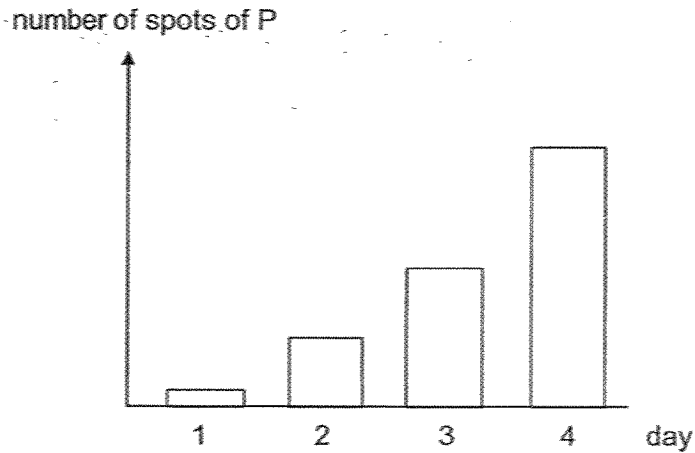
Which of the following identifies animal(s) belonging to the mammal group?

- (1) W only
- (2) X only
- (3) Y and Z only
- (4) W and X only

6. P is a group of living things that can only be seen under the microscope. Bob conducted an experiment by placing some P on a dish containing food and water as shown below.



He left the dish on the table and counted the number of spots of P seen on the dish over four days. He recorded his results in the graph below.



Based on his results, which of the following conclusion is correct?

- (1) P reproduced.
- (2) P grew bigger.
- (3) P is harmful to humans.
- (4) P does not need air to survive.

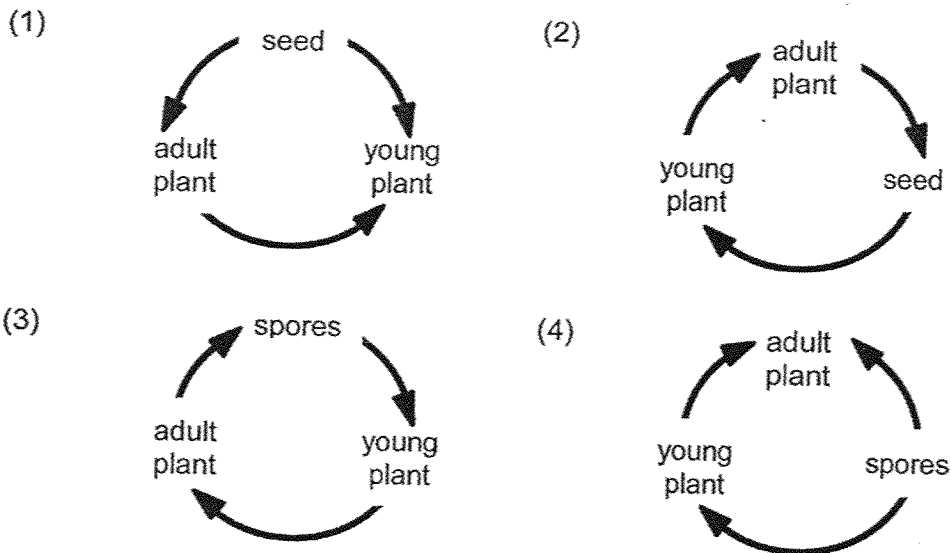
7. Study the table below. A tick (✓) means that the characteristic describes the living thing.

Characteristic	Living things			
	W	X	Y	Z
Makes its own food	✓			✓
Gives birth to young alive			✓	
Reproduce by seeds				✓
Reproduce by spores	✓			

Which of the following statement is most likely correct?

- (1) X is a reptile.
- (2) W is a fungus.
- (3) Y is an amphibian.
- (4) Z is a non-flowering plant.

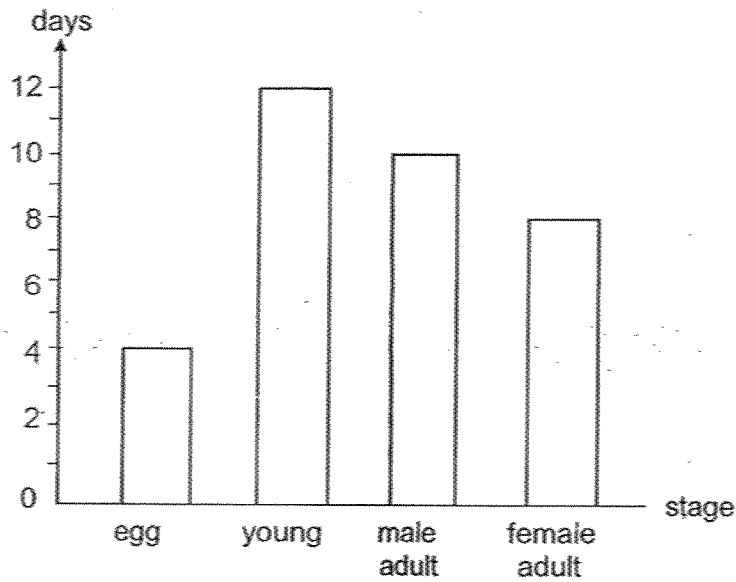
8. Which of the following shows the life cycle of a flowering plant?



9. Which animal has a 3-stage life cycle?

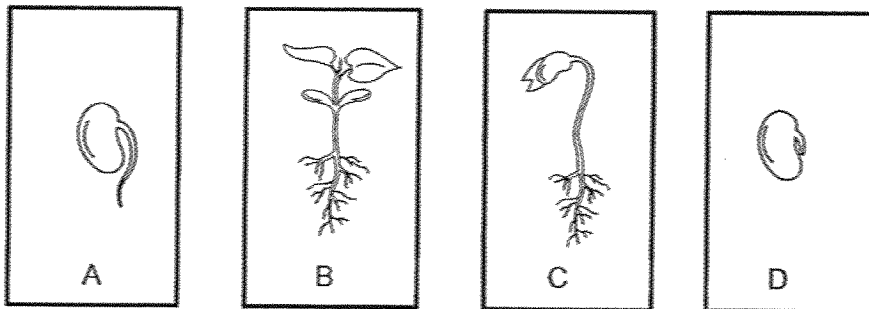
- (1) butterfly
- (2) mosquito
- (3) cockroach
- (4) mealworm beetle

10. The graph below shows the number of days animal Q spends at each stage of its life cycle.



How many days would animal Q take to become a female adult after the egg is laid?

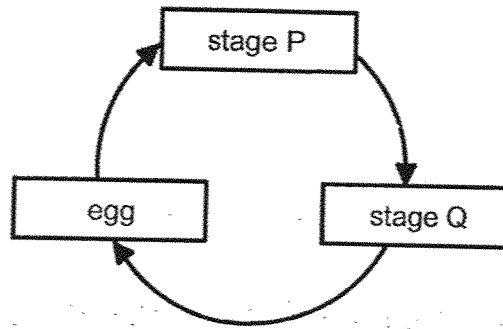
- (1) 12 days
 - (2) 16 days
 - (3) 24 days
 - (4) 26 days
11. Jane drew the pictures below to show the development of a bean plant.



In which picture would the bean plant be able to make its own food?

- (1) A
- (2) B
- (3) C
- (4) D


12. Study the life cycle of an insect shown below.



Which of the following describes the insect at stage P correctly?

- (1) It does not eat.
- (2) It can lay eggs.
- (3) It moults and grows bigger.
- (4) It does not move from place to place.

13. The picture below shows an adult plant.

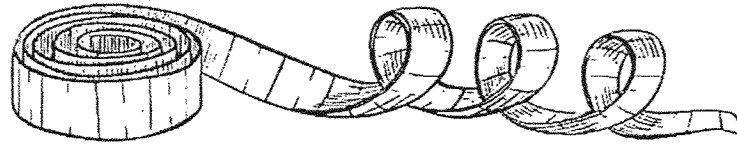


adult plant

Which of the following statements about the plant at its young stage is true?

- (1) The **young** plant bears fruits.
- (2) The young plant has roots only.
- (3) The young plant has smaller flowers.
- (4) The young plant has leaves, stems and roots.

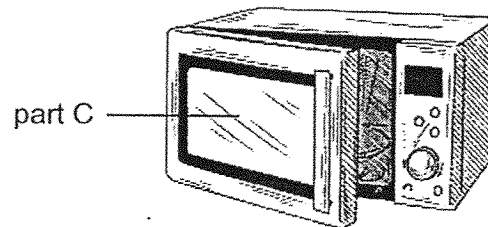
14. The picture below shows a roll of measuring tape.



Which property of material allows the measuring tape to be rolled up?

- (1) strength
- (2) flexibility
- (3) waterproof
- (4) transparency


15. Amir can see the food cooking through part C of a microwave oven.



Which material is part C most likely to be made of?

- (1) ceramic
- (2) rubber
- (3) metal
- (4) glass

16. A picnic basket is used to carry food and drinks.



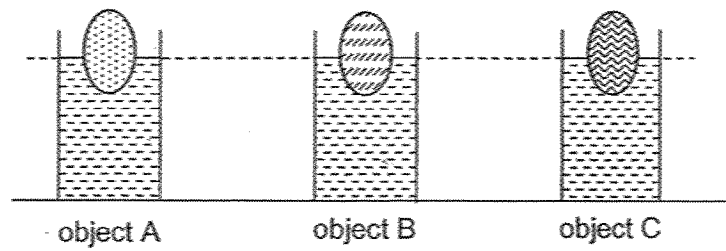
The table below shows different properties of the materials, A, B, C and D. A tick (✓) means that the property describes the material.

Property	Materials			
	A	B	C	D
Strong		✓		
Waterproof		✓	✓	✓
Floats on water	✓		✓	

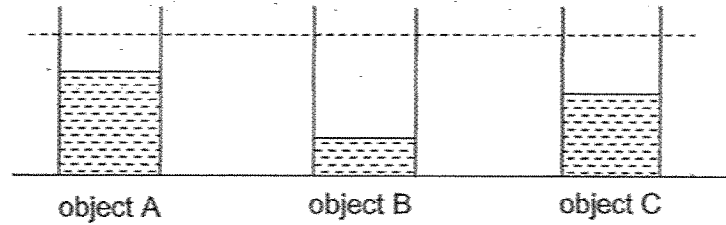
Based on the table, which material is most suitable for making part X?

- (1) A
- (2) B
- (3) C
- (4) D

17. Ahmad placed three objects, A, B and C, made of different materials into identical containers filled with the same volume of water.



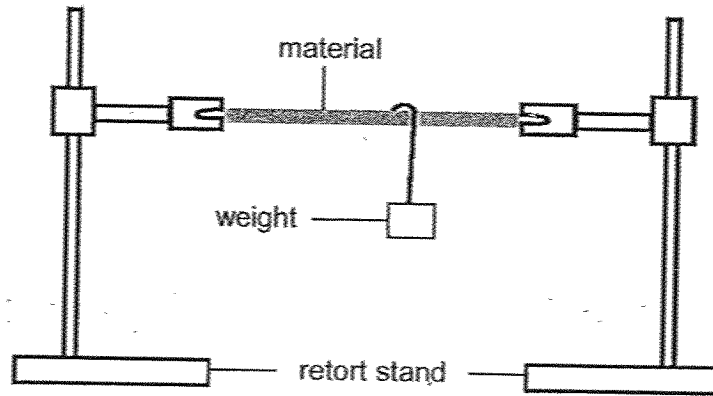
After five minutes, he removed the three objects. The diagram below shows the volume of water left in each container.



Which of the following shows the correct arrangement of the objects, starting with the one that is the least absorbent?

- | | least
absorbent | → | most
absorbent |
|-----|--------------------|---|-------------------|
| (1) | A | | B |
| (2) | A | | C |
| (3) | B | | C |
| (4) | B | | A |

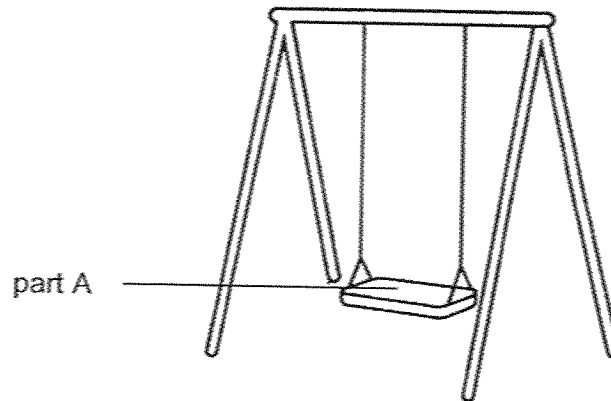
18. Benny set up an experiment using four different materials, W, X, Y and Z. He hung identical weights, one at a time, on each material as shown below.



He recorded the number of weights that each material could hold before breaking.

Material	W	X	Y	Z
Number of weights	17	10	12	6

Benny wants to choose a material to make part A of the swing as shown in the diagram below.



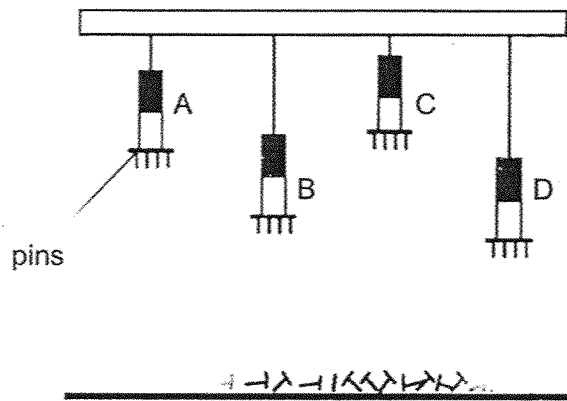
Based on Benny's results, which material, W, X, Y or Z, is the most suitable to make part A?

- (1) W
- (2) X
- (3) Y
- (4) Z

19. Which of the following objects is attracted to a magnet?

- (1) steel rod
- (2) rubber band
- (3) plastic spoon
- (4) aluminium foil

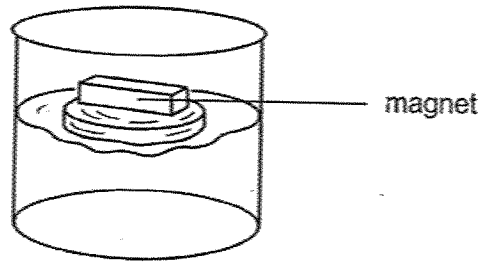
20. Jamie conducted an experiment to compare the strength of four different magnets, A, B, C and D. Her results are shown in the diagram below.



Based on the results, which is the strongest magnet?

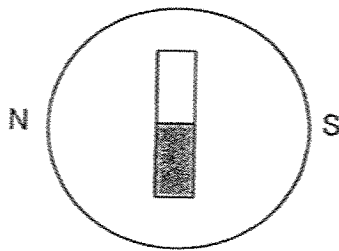
- (1) A
- (2) B
- (3) C
- (4) D

21. Bala placed a bar magnet on a piece of wood and put it into a container of water as shown below. The magnet floated freely on the water without sinking.

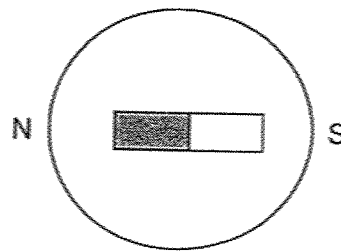


In which direction would the magnet come to rest after some time?

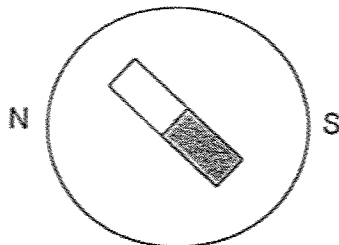
(1)



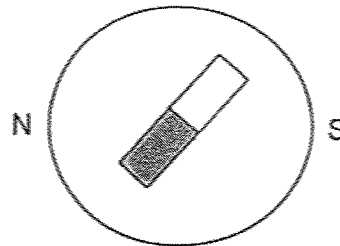
(2)



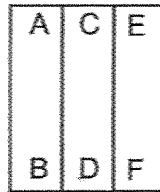
(3)



(4)

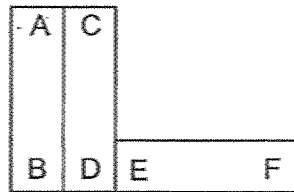


22. Lionel arranged three bar magnets as shown below.

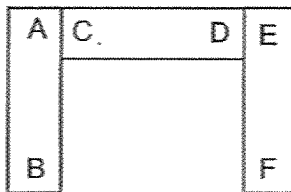


Which of the following shows another possible arrangement?

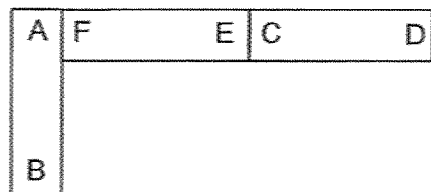
(1)



(2)



(3)



(4)



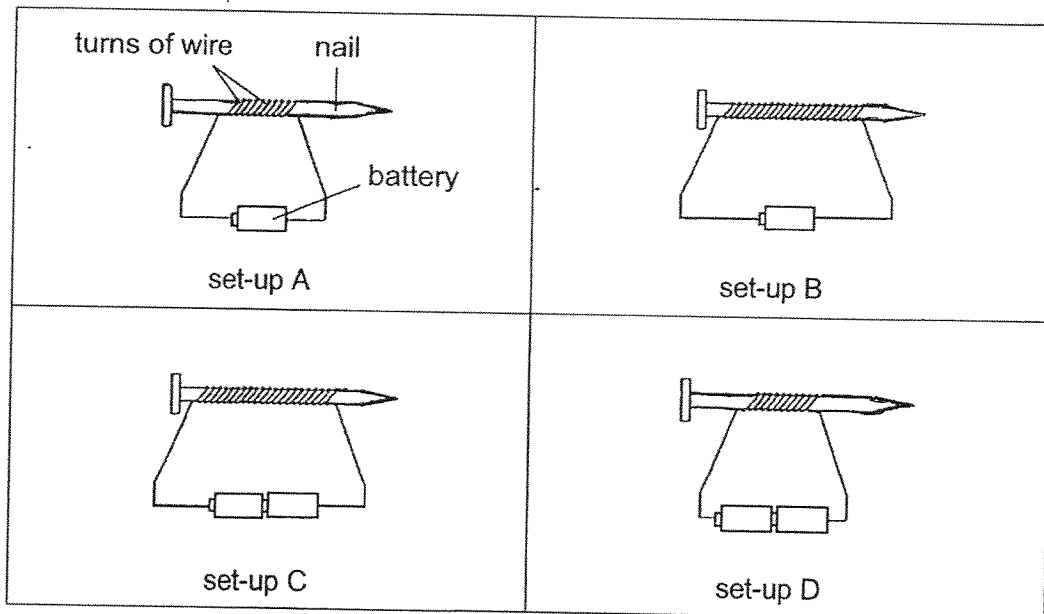
23. Some materials are classified into two groups, X and Y, as shown below.

Group X	Group Y
aluminium fabric	steel iron

Which of the following shows the correct headings for groups X and Y?

	Group X	Group Y
(1)	metal	non-metal
(2)	magnetic	non-magnetic
(3)	non-metal	metal
(4)	non-magnetic	magnetic

24. Devi wanted to find out if the number of turns of wire around a nail would affect the magnetic strength of an electromagnet. She prepared four set-ups, A, B, C and D, using similar wires, nails and batteries.



Which two set-ups should she use to ensure that a fair test was conducted?

- (1) A and C
- (2) A and D
- (3) B and C
- (4) C and D



Rosyth School
End-of-Year Examination 2025
SCIENCE
Primary 3

Name: _____ () Class: 3

Date: 30 October 2025 Parent's Signature: _____

Total Time for Booklets A & B: 1 hour 30 minutes

This booklet consists of 14 printed pages (including this cover page).

Booklet B

	Maximum Marks	Marks Obtained
Booklet A	48	
Booklet B	32	
Total	80	


Instructions to Candidates

1. Please do not turn over this page until you are told to do so.
2. Follow all instructions carefully.
3. Answer all questions.
4. Write your answers clearly in the space provided for each question.

Section B [32 marks]

For questions 25 to 34, write your answers in the spaces provided. The number of marks available is shown in brackets [] at the end of each question or part question.

25. The picture below shows a potted plant in the garden.



Joan classified the things in the picture into two groups, A and B.

Group A	Group B
plant butterfly	watering can flower pot

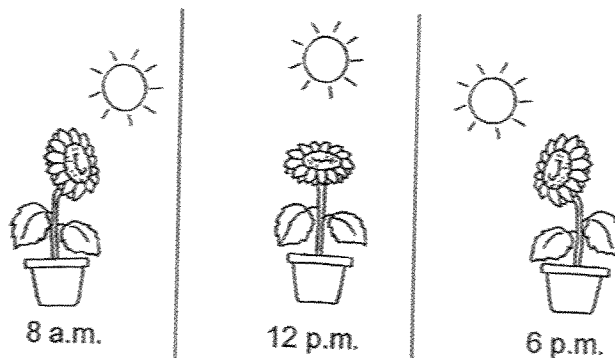
(a) Write suitable headings for the two groups.

[1]

Group A: _____ things

Group B: _____ things

The pictures below show the same pot of plant at three different timings of the day.



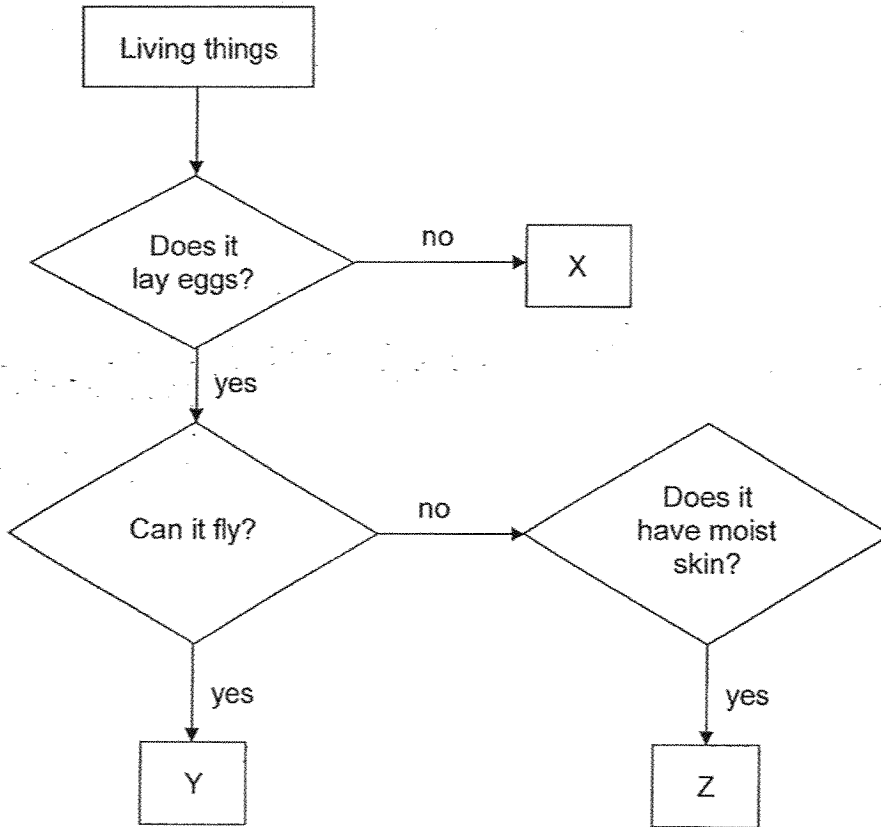
(b) Based on your observation, what is the characteristic of living things that the plant has shown from 8 a.m. to 6 p.m.?

[1]

Score



26. Study the flowchart of three living things, X, Y and Z, below.



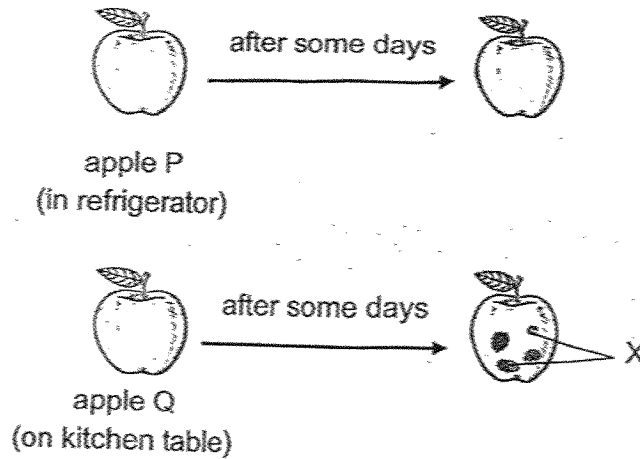
(a) State one difference between X and Y. [1]

(b) Which living thing, X, Y or Z, is an amphibian? Give a reason. [1]

Score

2

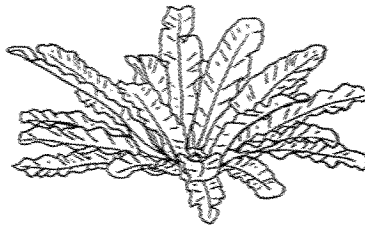
27. Leon conducted an experiment with two similar apples, P and Q. He placed P in the refrigerator and Q on the table. After some days, he observed a few dark patches of X growing on Q as shown in the diagram below. His mother told him that the dark patches were living things.



- (a) Which group of living things does X belong to? [1]

- (b) Based on his experiment, what can Leon conclude about the condition that X needs in order to grow? [1]

Leon spotted living thing Y growing in his garden. Both X and Y reproduce in a similar way.



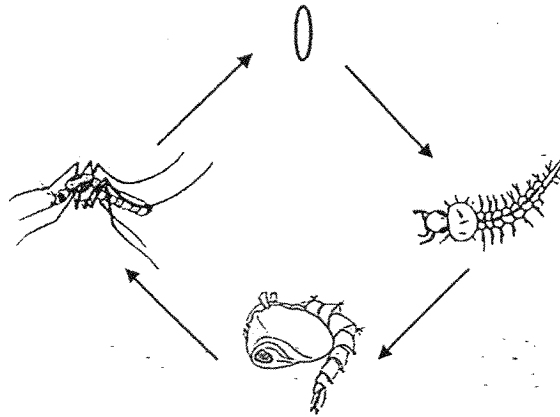
living thing Y

- (c) Leon claims that X and Y belong to the same group of living things. Based on the difference in how X and Y obtain their food, explain why he is wrong. [1]

Score



28. Study the life cycle of a mosquito as shown in the diagram below.



(a) Classify "larva" and "pupa" stages in the table below according to whether it takes place on land or in water. [1]

On land	In water
adult	egg

(b) At which stage of the life cycle of the mosquito would it be most difficult to get rid of? Explain your answer. [1]

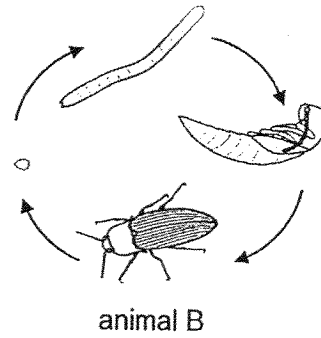
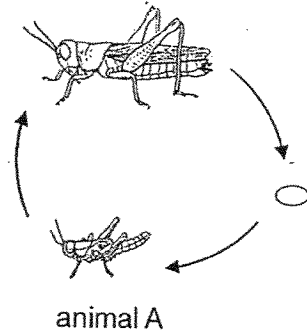
(c) Mosquitoes spread disease X. Special adult male mosquitoes are released into the environment to mate with female mosquitoes. As a result, these female mosquitoes lay eggs that do not hatch.

How does this help to reduce the spread of disease X? [1]

Score

3

29. The life cycles of animals A and B are shown below.



(a) State a difference between both life cycles. [1]

(b) State a similarity between both life cycles. [1]


(c) Both animals reproduce by laying many eggs. How does laying many eggs ensure the survival of their own kind? [1]

(d) The table below compares the life cycles of animals A and C.

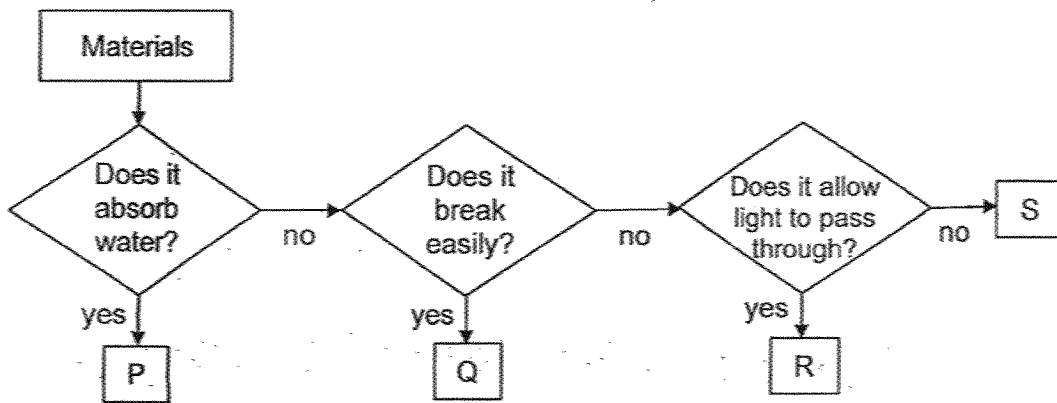
	A	C
Does it have 3-stage life cycle?	Yes	Yes
Does the life cycle take place on land only?	Yes	No

Based on the table above, suggest what animal C is likely to be. [1]

Score



30. The flowchart below shows the properties of materials, P, Q, R and S.

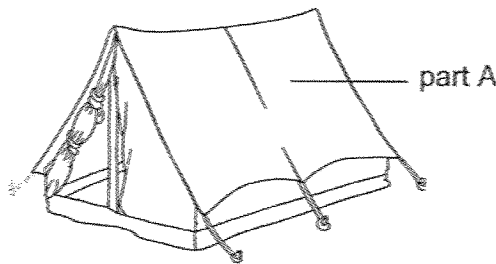


(a) Based on the flowchart, state all the properties of material Q. [1]

(b) Which one of the following materials is likely to be material S? [1]
Circle your answer.


fabric / glass / metal

Adam set up a tent as shown below to prevent others from seeing his belongings inside it.

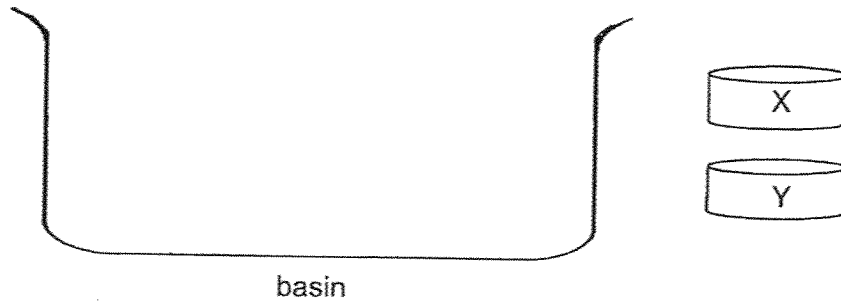


(c) Adam was told that material R was not suitable for making part A of the tent. Explain your answer. [1]

Score



31. Sunil wanted to carry out an experiment using the given apparatus to find out if materials, X and Y, float on water.




- (a) Complete the table to show how Sunil should carry out his experiment.

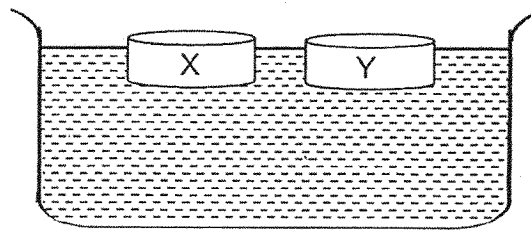
Write the steps 1, 2 or 3, in the boxes provided in the table. The last step has been done for you. [1]

Step	Procedure
	Observe the position of the material in the basin of water.
	Push material X to the bottom of the basin of water.
4	Repeat steps 2 and 3 with material Y.
	Fill the basin with water.

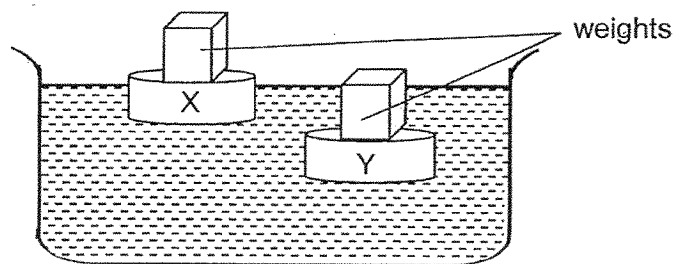
Score



Sunil carried out the experiment and his results are as shown below.



He then placed identical weights on each material and observed the results as shown below.

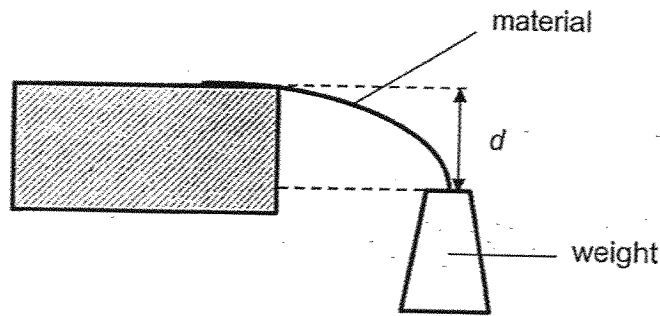


- (b) Based Sunil's results above, which object, X or Y, is more suitable for making the float? Explain your answer. [2]

Score



32. Aiman conducted an experiment with four materials, E, F, G and H. He hung an object of the same weight at the end of each material and measured distance, d , as shown below.




He recorded his results in the table below.

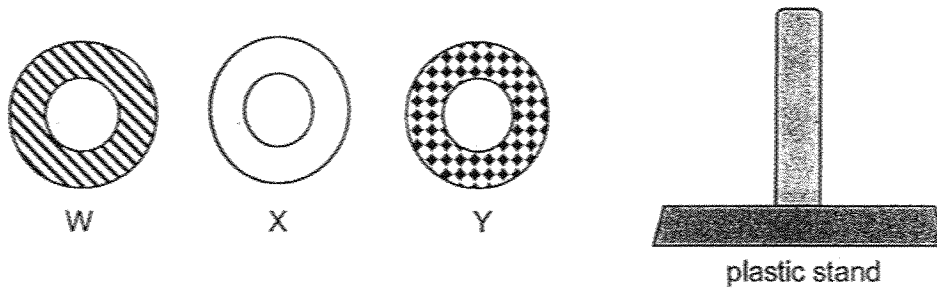
Material	d (cm)
E	15
F	10
G	0
H	5

- (a) What property of material is Aiman testing? [1]
-
- (b) Which material, E, F, G or H, should Aiman choose to make a tray for serving drinks? Explain your answer. [2]
-
-
- (c) State one other property that the material chosen in (b) should have to make the tray. [1]
-
-

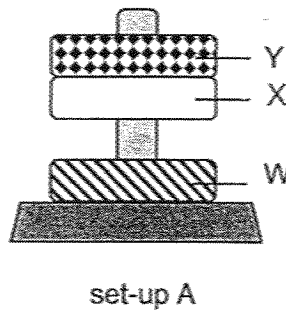
Score



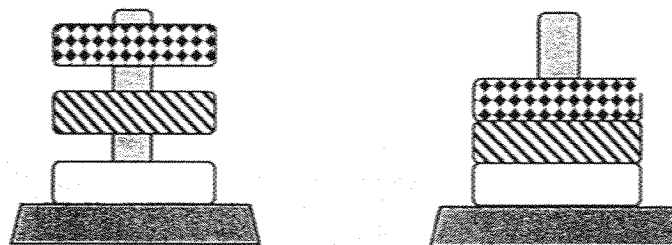
33. Jasmine has a plastic stand and three rings, W, X and Y. Two of them are ring magnets and one is a plastic ring.




The diagram below shows the positions of the rings when Jasmine places them on top of one another through the plastic stand.



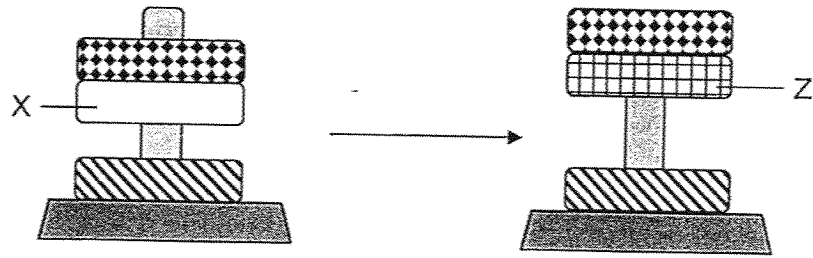
- (a) Based on set-up A, explain why ring X is floating above ring W? [1]
-
- (b) State what would be observed if each ring is flipped onto their other side. [1]
-
- (c) Given that the same apparatus are used, circle the set-up that shows another possible arrangement of the rings. [1]



Score

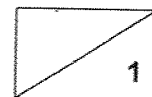


Jasmine replaced ring X with ring Z and her results are shown in the diagram below.



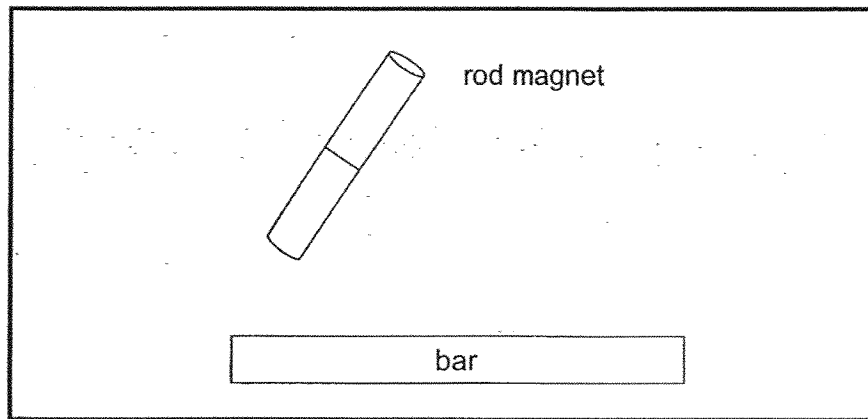
- (d) Based on Jasmine's results, what can be concluded about the magnetic strengths of rings X and Z? [1]

Score



34. Shanti learnt that magnets can be made using the stroking method. She wanted to find out how the number of times a bar was stroked would affect its magnetic strength.

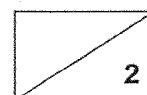
(a) Draw arrow(s) in the diagram below to show how Shanti should magnetise the bar using a rod magnet. [1]



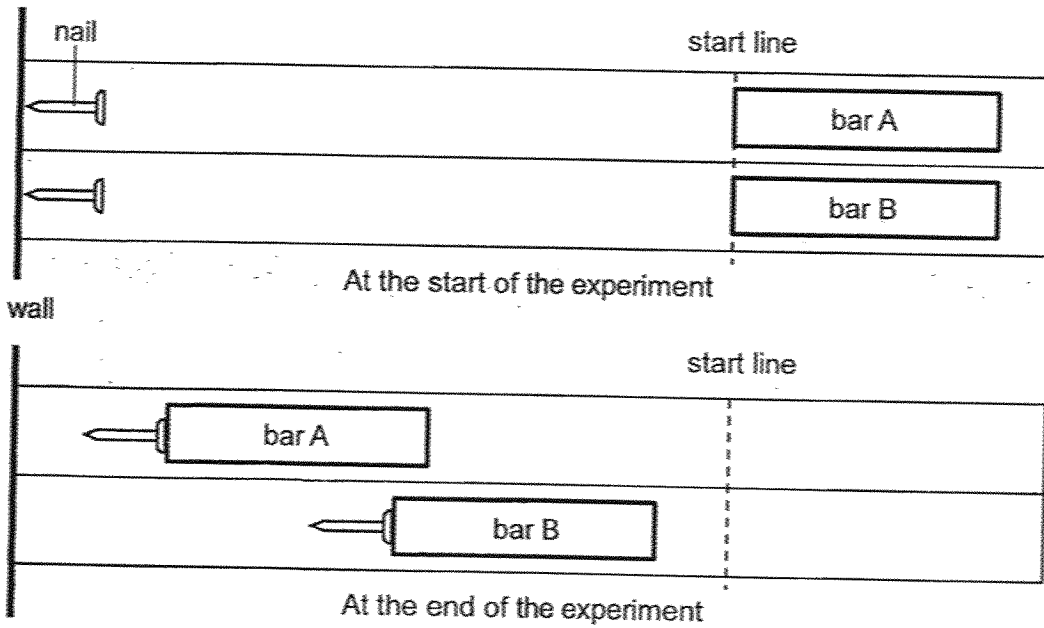
(b) Put a tick (✓) in the table below to identify the variable that should be changed or kept the same for a fair experiment. [1]

Variables	Changed	Kept the same
material of bar		
number of strokes to the bar		

Score



Shanti carried out the experiment on bars A and B and tested their magnetic strength. She pushed each rod towards the nail until the nail moved away from the wall. Her results are shown below.



(c) Which bar, A or B, was stroked more times? Explain your answer. [1]

(d) Based on Shanti's results, identify the property of the materials that bars A and B were made of. Explain your answer. [1]

Property: _____

Explanation: _____

END OF PAPER

Score

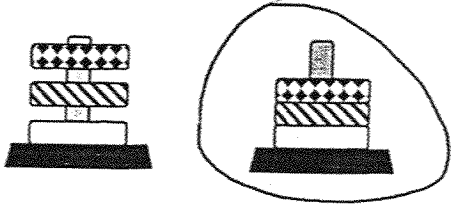
2

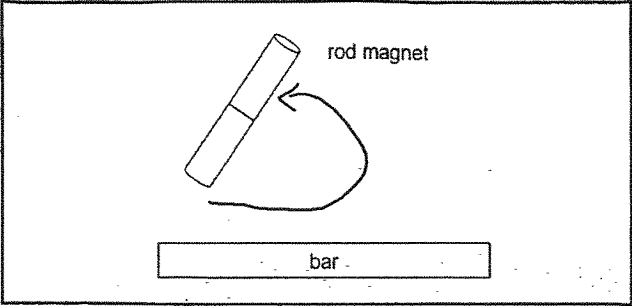






SCHOOL : ROSYTH PRIMARY SCHOOL
LEVEL : PRIMARY 3
SUBJECT : SCIENCE
TERM : 2025 END OF YEAR EXAMINATION

Q1	Q2	Q3	Q4	Q5	Q6	Q7	Q8	Q9	Q10
3	3	3	1	4	1	1	2	3	2
Q11	Q12	Q13	Q14	Q15	Q16	Q17	Q18	Q19	Q20
2	3	4	2	4	2	2	1	1	3
Q21	Q22	Q23	Q24						
2	3	4	4						

www.sgexam.com

25a	Group A: living Group B: non-living
25b	Living things respond to changes .
26a	Y lay eggs but X does not lay eggs .
26b	Z. It has moist skin .
27a	Fungi
27b	X needs warmth to grow.
27c	Y makes its own food but X feeds on other dead or living things .
28a	On land: adult In water: egg, larva, pupa
28b	Adult stage. It can fly away .
28c	There will be fewer eggs hatching that will grow into fewer adults.
29a	A has 3 stages but B has 4 stages. OR The young of A resembles its adult but the young of B does not .
29b	Both life cycles take place on land .
29c	Some eggs are destroyed while the rest can still survive and grow into adults to reproduce .
29d	Frog
30a	Q is waterproof and breaks easily .
30b	Metal
30c	E: Material R allows light to pass through . R: People can see through the material and into the tent.

31a	Step	Procedure
	3	Observe the position of the material in the basin of water.
	2	Push material X to the bottom of the basin of water.
	4	Repeat steps 2 and 3 with material Y.
	1	Fill the basin with water.
31b	<p>C: Material X.</p> <p>E: Material X floats even <u>when a weight is added</u></p> <p>R: A float needs to <u>support the weight of a person</u> and still float in water</p>	
32a.	Flexibility	
32b	<p>C: Material G.</p> <p>E: It <u>did not bend</u></p> <p>R: A tray needs <u>to hold drinks with out bending to prevent spilling</u></p>	
32c	water proof / strong	
33a.	<p>Like _____ poles of X and W <u>facing each other</u>, and they <u>repel</u> one another.</p>	
33b	<p>The arrangement of rings <u>remain the same</u></p>	
33c		

33d	Z is a <u>stronger</u> magnet than X											
34a												
34b	<table border="1"> <thead> <tr> <th data-bbox="264 663 705 743">Variables</th> <th data-bbox="721 663 944 743">Changed</th> <th data-bbox="944 663 1168 743">Kept the same</th> </tr> </thead> <tbody> <tr> <td data-bbox="264 743 705 824">material of bar</td> <td data-bbox="721 743 944 824"></td> <td data-bbox="944 743 1168 824">  </td> </tr> <tr> <td data-bbox="264 824 705 913">number of strokes to the bar</td> <td data-bbox="721 824 944 913">  </td> <td data-bbox="944 824 1168 913"></td> </tr> </tbody> </table>	Variables	Changed	Kept the same	material of bar			number of strokes to the bar				
Variables	Changed	Kept the same										
material of bar												
number of strokes to the bar												
34c	<p>C: B</p> <p>E: It attracted the nail from <u>a further distance</u></p> <p>R: When the bar is stroked <u>more</u> times, it becomes a <u>stronger</u> magnet</p>											
34d	<p>Magnetic</p> <p>Property: _____</p> <p>Expansion: Only magnetic materials can be _____ magnetised</p>											