



MAHA BODHI SCHOOL
2025 SCIENCE REVIEW 2
PRIMARY THREE

Name : _____ ()

Date : 27 August 2025

Class : Primary 3 _____

Duration : 40 min

Marks:

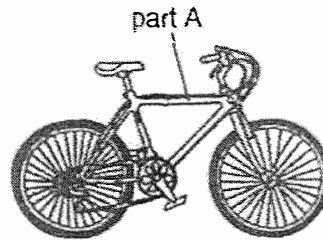
/ 30

Parent's signature : _____

BOOKLET A : [8 x 2 marks = 16 marks]

For each question from 1 to 21, four options are given. One of them is the correct answer. Make your choice (1, 2, 3 or 4). Write your answer in the bracket below.

1. Study the bicycle shown below.



Which material is most suitable for making part A of the bicycle?

- (1) glass
- (2) metal
- (3) wool
- (4) fabric

()

2. Which of the following properties of material is important when making a table?

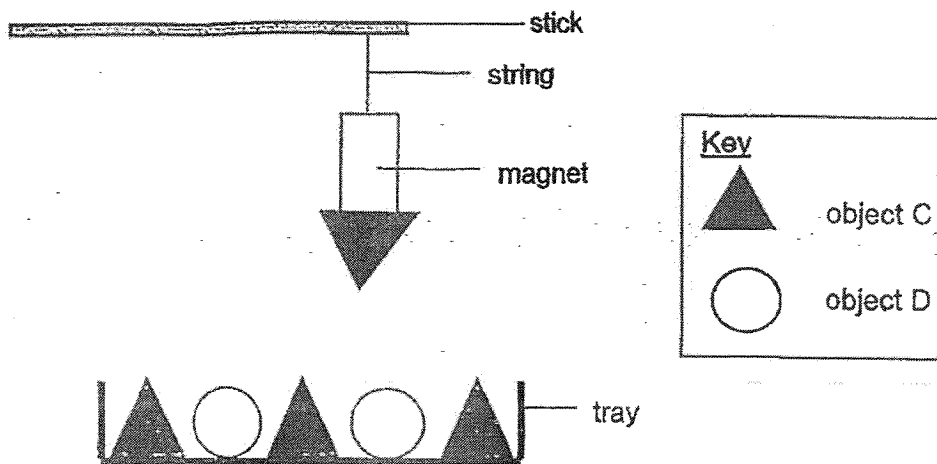
- (1) It is strong.
- (2) It is flexible.
- (3) It floats on water.
- (4) It allows light to pass through.

()

Marks :

/ 4

3. Lily tied a magnet to a stick as shown below. When she placed the magnet above object C and object D, the magnet only picked up object C.



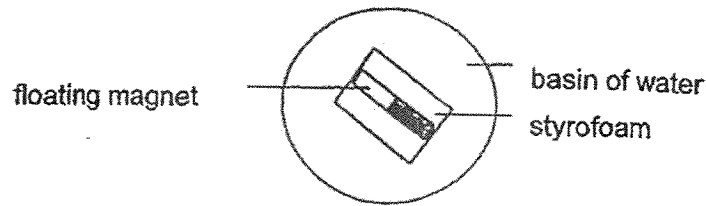
Which of the following could object C and object D be made of?

	Object C	Object D
(1)	aluminium	plastic
(2)	iron	steel
(3)	plastic	aluminium
(4)	steel	plastic

()

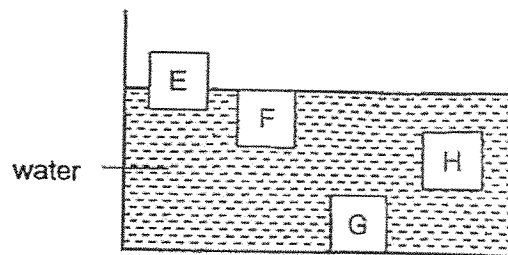
Marks : / 2

4. A magnet is taped onto a piece of styrofoam and placed into a basin of water. It is then spun until it comes to rest.



In which direction does the floating magnet come to rest in?

- (1) North-West
 - (2) South-East
 - (3) North-South
 - (4) South-West
- ()
5. 4 similar cubes made of different materials, E, F, G and H, are placed in a tank of water. The diagram below shows the cubes in the tank.



Alex's plastic plants will float in water. He wants to attach the plastic plants to one of the cubes so that the plants will sink to the bottom of the tank.

Which cube should Alex use to attach the plants so that it will sink?


- (1) E
 - (2) F
 - (3) G
 - (4) H
- ()

Marks : / 4

6. Four materials, J, K, L and M of similar sizes and thickness were weighed at the start of an experiment. They were then put into four bowls containing same amount of water. After 15 minutes, each material was weighed and the results were recorded on the table below.

Material	Mass at the start (g)	Mass after 15 minutes (g)
J	10	16
K	10	10
L	10	14
M	10	18

Mrs Lim wants to use one of the materials to make a bath towel shown below.



Which material is most suitable to make a bath towel?

- (1) J
- (2) K
- (3) L
- (4) M

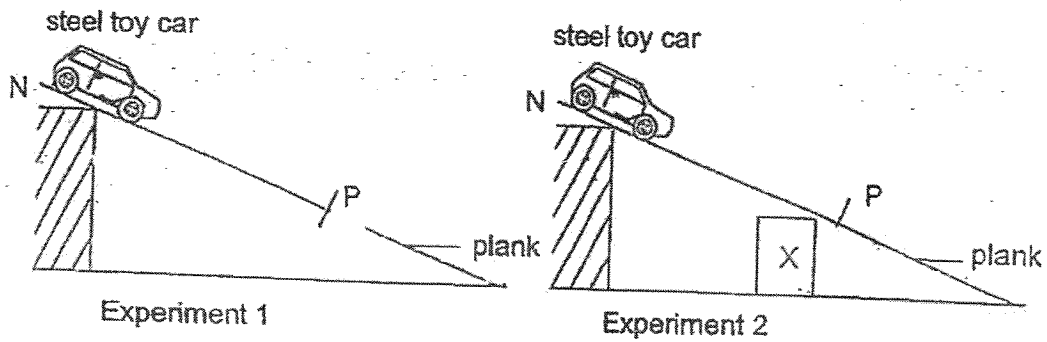
()

Marks :

/ 2

7. A toy car, made of steel, was released at point N of a wooden plank as shown below. As the car travels down the plank, the time taken for it to move from point N to point P was taken.

The experiment was then repeated with object X placed under the plank. The set-ups for both experiments are as shown below.



The table below shows the time taken for the toy car to travel from N to P.

	Time taken (seconds)
Experiment 1	16
Experiment 2	12

Based on the information above, what was object X likely to be?

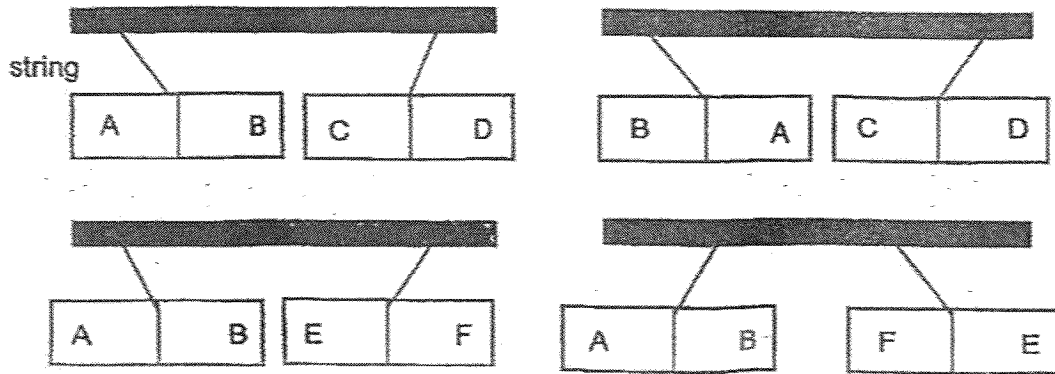
- (1) iron bar
- (2) bar magnet
- (3) wooden block
- (4) aluminium block

()

Marks : -

8. Jimmy wanted to find out which of three metal bars, AB, CD and EF are magnets. He hung each bar from a string and brought them near to each other.

His results are shown below.



Which one of the following describes each metal bar correctly?

	AB	CD	EF
(1)	not a magnet	magnet	magnet
(2)	not a magnet	magnet	not a magnet
(3)	magnet	not a magnet	not a magnet
(4)	magnet	not a magnet	magnet

()

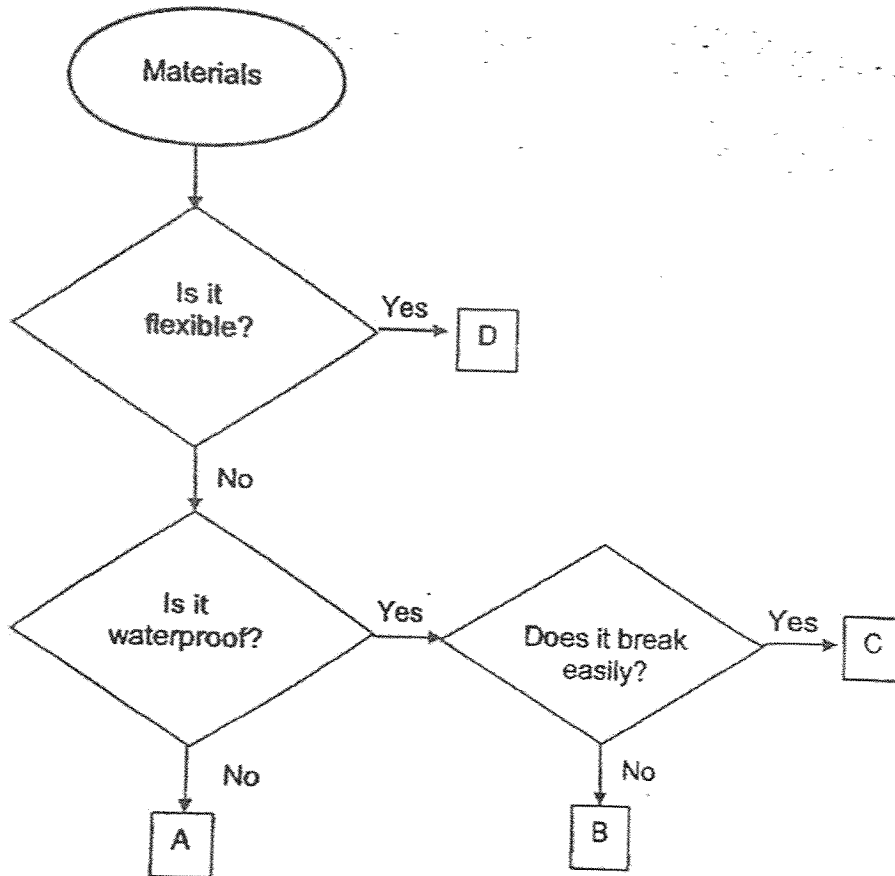
Marks : 12

BOOKLET B : [14 marks]

For questions 9 to 12, write your answers in this booklet.

The number of marks available is shown in the brackets [] at the end of each question or part-question.

9. Study the flowchart on materials.



(a) Based on the flowchart, state all the properties of material A. [2]

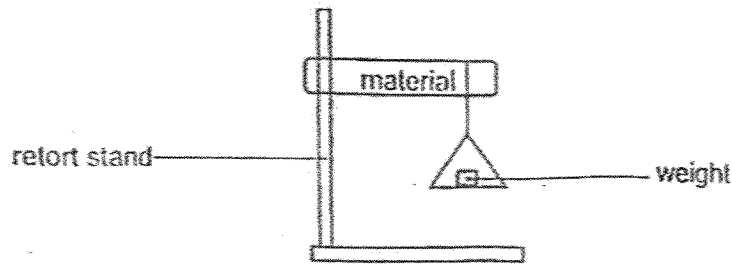
Property 1: _____

Property 2: _____

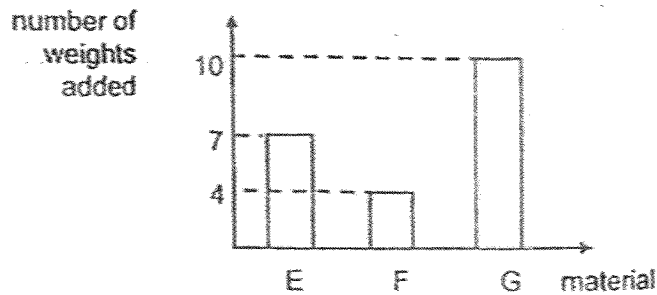
Marks :

/ 2

- 9 (b) Janet conducted an experiment to test the strength of three different materials, E, F and G. The materials are of the same thickness and length.



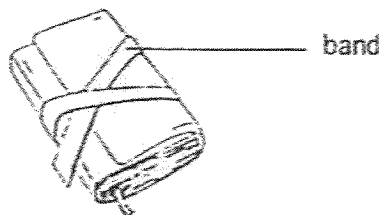
Weights were added one by one to the material. The number of weights added before it broke is shown in the graph below.



- (i) Based on the graph above, arrange the materials, E, F and G, based on their strength from the strongest to the weakest. [1]

Strongest	→	Weakest


- (ii) Janet wanted a band to tie up her book as shown below:



Besides not breaking easily, what is another property that the band must have? [1]

Marks : / 2

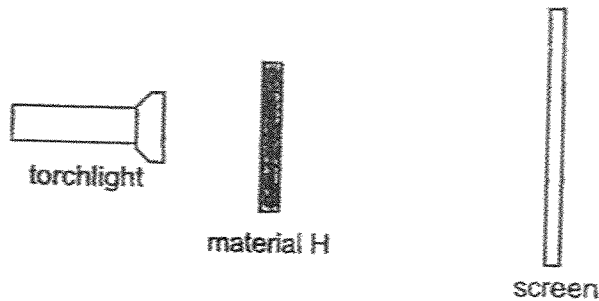
10. Jenny blows air into a balloon made of material H.



(a) (i) State a suitable material for material H. [1]

(ii) What happens to the size of the balloon after air was blown in? [1]

(b) Jenny then used a torchlight and shone a light through material H as shown below.



She then repeated the experiment using another material and made the following observations.

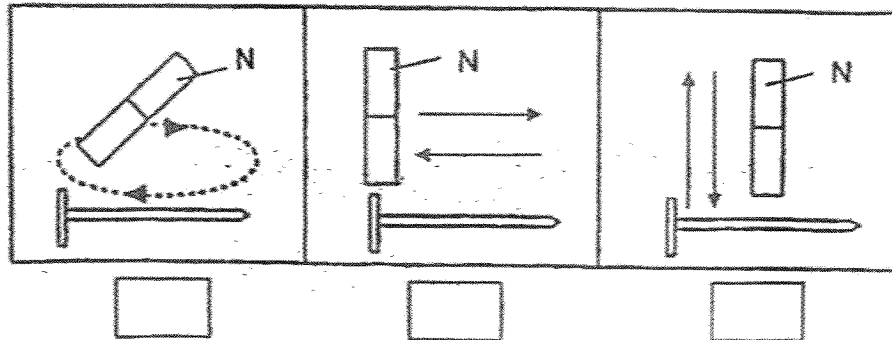
Material	Observation
H	A blur spot of light was seen on the screen.
J	No light was seen on the screen.

Based on her observations above, what can she conclude about materials H and J? [1]

Marks : / 3

11. Irene wants to make an iron nail into a magnet by the 'stroke' method. The arrows represent the direction of stroking.

(a) (i) Tick (✓) the diagram which shows the correct way of using the 'stroke' method to make an iron nail into a magnet. [1]



(ii) Name another method that Irene can use to make the iron nail into a magnet. [1]

(b) (i) Irene used the magnetised iron nail to attract some pins. She repeated the steps a few times and recorded her observation in the table below.

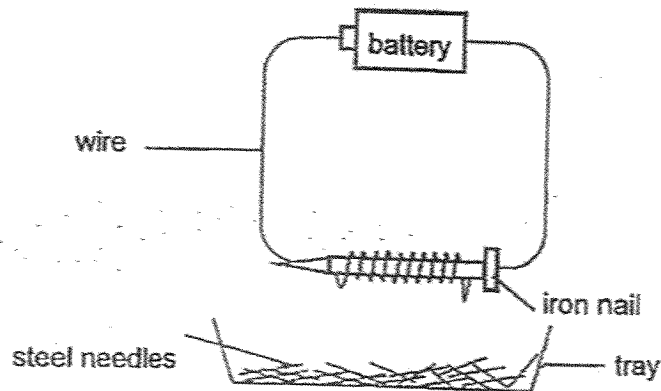
Number of strokes	Number of pins attracted
20	2
30	K
40	5

Based on her results, what is the likely value of K? [1]

(ii) Irene decided to make an aluminium nail into a magnet by the 'stroke' method. Explain why the nail could not attract or repel any steel pins. [1]

Marks : / 4

12. Sean wanted to find out how the number of coils of wire around an iron nail affects the strength of an electromagnet using the set up shown below.



He recorded his observations in the table below.

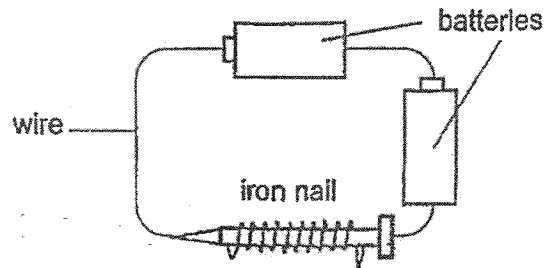
Number of coils of wire	Number of steel needles attracted
10	8
20	15
30	23

- (a) State what would happen to the steel needles that were attracted to the electromagnet when the battery is removed. [1]

- (b) Based on the results, how does increasing the number of coils of wire around the iron nail affect the strength of the electromagnet? [1]

Marks : 12

12. (c) Sean added another battery to his set up with 30 coils of wire around his iron nail as shown in the diagram below.



Would Sean observe more, fewer or similar number of pins attracted by the electromagnet? Explain your answer. [1]

Marks :

/ 1

~ END OF PAPER ~

SCHOOL : MAHA BODHI PRIMARY SCHOOL
LEVEL : PRIMARY 3
SUBJECT : SCIENCE
TERM : 2025 WEIGHTED ASSESSMENT 2

Q1	Q2	Q3	Q4	Q5	Q6	Q7	Q8		
2	1	4	3	3	4	2	4		

Q9(a)	Property 1 : Material A is not waterproof Property 2 : Material A is not flexible
Q9(b)(i)	G, E, F
Q9(b)(ii)	Flexibility. It is flexible.
Q10(a)(i)	Rubber.
Q10(a)(ii)	The more air blown in the bigger the size.
Q10(b)	Material H allows some light to pass through while Material J does not allow light to pass through.
Q11(a)(i)	
Q11(a)(ii)	Electrical method.
Q11(b)(i)	The pins attracted is likely 4.
Q11(b)(ii)	An aluminium nail is not a magnetic object, so it cannot be magnetized.
Q12(a)	The steel needles will not be attracted to the iron nail.
Q12(b)	The more the number of coils of wire, the stronger the electromagnet.
Q12(c)	More pins will be attracted, it would create more electromagnetic strength.

www.sgexam.com