



HENRY PARK PRIMARY SCHOOL
2025 END OF YEAR EXAMINATION
MATHEMATICS
PRIMARY 5

PAPER 1
(BOOKLET A)

Name: _____ ()

Class: Primary 5 _____

Marks:

| | | |
|---------|-----------|-----|
| Paper 1 | Booklet A | 26 |
| | Booklet B | 24 |
| Paper 2 | | 50 |
| Total | | 100 |

Total Time for Booklets A and B: 1 h 10 min

Do not turn over this page until you are told to do so.
Follow all instructions carefully.
Answer all questions.
Shade your answers in the Optical Answer Sheet (OAS) provided.
You are **not** allowed to use a calculator.

Questions 1 to 10 carry 1 mark each. Questions 11 to 18 carry 2 marks each.
For each question, four options are given. One of them is the correct answer.
Make your choice (1, 2, 3 or 4) and shade your answer in the Optical Answer Sheet.

(26 marks)

1. $30\,000 + 7\,000 + 900 + 5 =$ _____

(1) 37 950

(2) 37 905

(3) 37 095

(4) 30 795

2. Which of the following is equal to $7\frac{5}{6}$?

(1) $\frac{35}{6}$

(2) $\frac{41}{6}$

(3) $\frac{47}{6}$

(4) $\frac{75}{6}$

3. Round 4.675 to 2 decimal places.

(1) 4.60

(2) 4.67

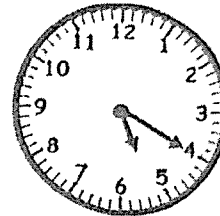
(3) 4.68

(4) 4.70

4. What is the value of $42 - (8 + 16) + 3 \times 2$?
- (1) 38
 - (2) 12
 - (3) 3
 - (4) 26
5. Ali folds 10 stars in 6 minutes.
At this rate, how many stars can he fold in 30 minutes?
- (1) 18
 - (2) 50
 - (3) 60
 - (4) 300
6. Timmy received \$300 as a prize. He gave \$60 to his parents.
What percentage of the prize money did Timmy give to his parents?
- (1) 20%
 - (2) 40%
 - (3) 60%
 - (4) 80%

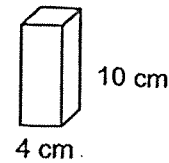
7. What is 25 minutes before the time shown on the clock?

- (1) 16 00
- (2) 16 55
- (3) 16 50
- (4) 17 35



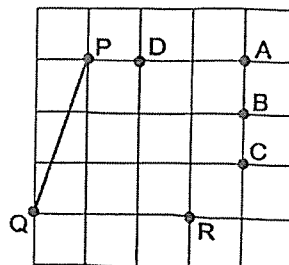
8. A solid cuboid of height 10 cm has a square base of 4 cm.
What is its volume?

- (1) 40 cm³
- (2) 64 cm³
- (3) 160 cm³
- (4) 400 cm³



9. In the square grid, which of the following lines, when drawn, is parallel to QP?

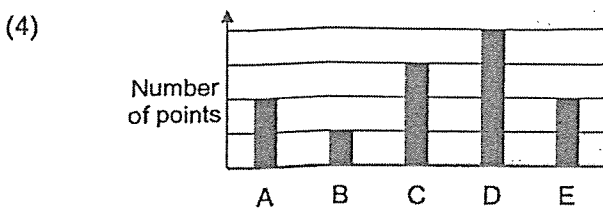
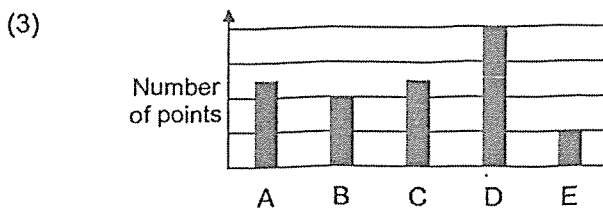
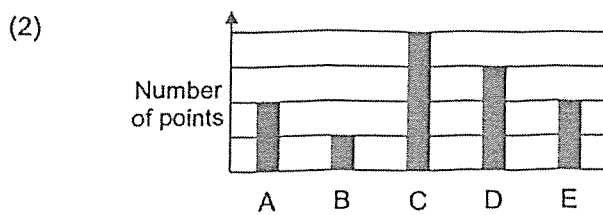
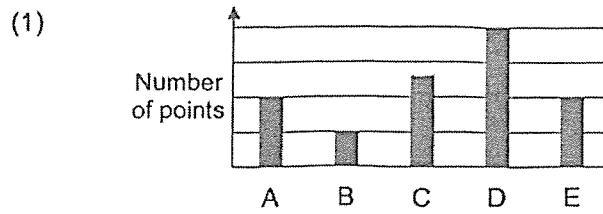
- (1) AR
- (2) BR
- (3) CR
- (4) DR



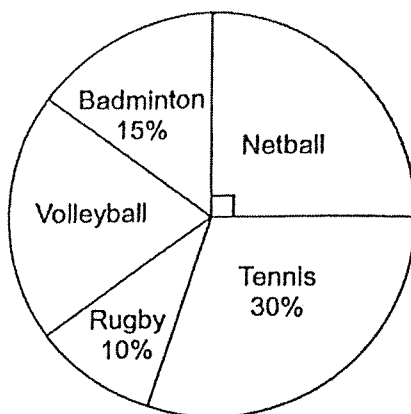
10. The table shows the points scored by 5 participants in a game.

| Participants | A | B | C | D | E |
|------------------|----|---|----|----|----|
| Number of points | 12 | 6 | 18 | 24 | 12 |

Which of the following bar graphs represents the information shown in the table above?



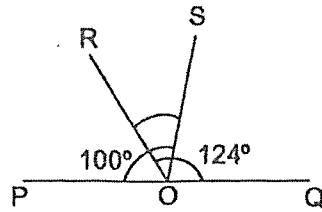
11. Pupils chose one sport to be played during PE lesson. The pie chart shows the different sports they chose.



What fraction of the class chose Volleyball?

- (1) $\frac{1}{4}$
 - (2) $\frac{1}{5}$
 - (3) $\frac{2}{5}$
 - (4) $\frac{3}{20}$
12. What percentage of 2 kg is 5 g?
- (1) 0.25%
 - (2) 0.4%
 - (3) 2.5%
 - (4) 4%

13. In the figure, POQ is a straight line. $\angle POS = 100^\circ$ and $\angle ROQ = 124^\circ$. Find $\angle ROS$.



- (1) 24°
(2) 44°
(3) 56°
(4) 80°
14. A box contains some stickers. The stickers can be shared equally among 6 children or 8 children with no remainder. What is the smallest possible number of stickers in the box?
- (1) 16
(2) 18
(3) 24
(4) 48

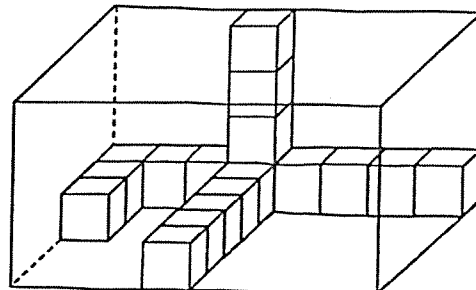
15. The postal charges for sending mails to a country are shown.

| Mass up to | Charges |
|------------|---------|
| 20 g | \$0.75 |
| 50 g | \$1.20 |
| 100 g | \$1.95 |
| 250 g | \$4 |

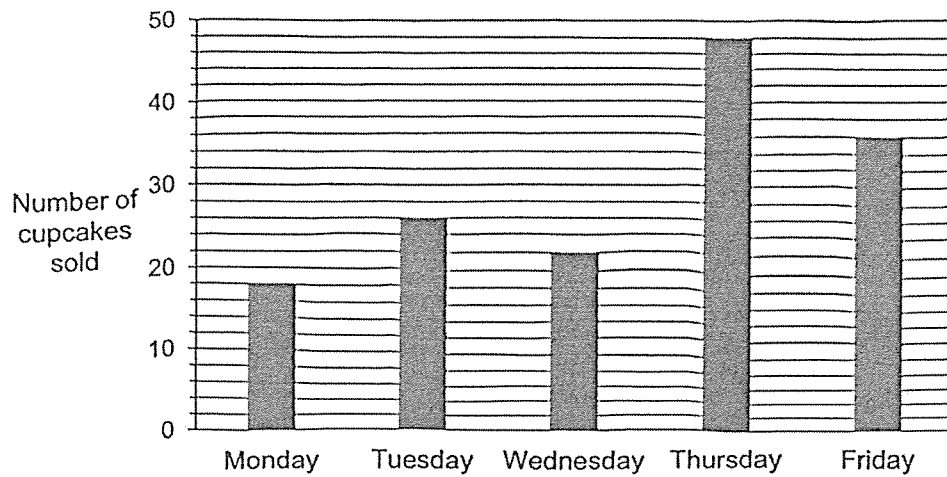
Ray sent a mail with a mass of 40 g and another mail with a mass of 180 g separately. How much did he pay for the postage?

- (1) \$4
 - (2) \$5.20
 - (3) \$5.50
 - (4) \$5.85
16. The figure shows a rectangular box partly filled with 1-cm cubes. What is the volume of the rectangular box?

- (1) 105 cm³
- (2) 140 cm³
- (3) 112 cm³
- (4) 192 cm³



17. The bar graph shows the number of cupcakes sold from Monday to Friday.



Each cupcake is sold at \$4. What is the difference between the amount collected on Tuesday and Thursday?

- (1) \$84
 (2) \$88
 (3) \$104
 (4) \$296
18. Jason had some money. He spent $\frac{1}{5}$ of his money on cards and $\frac{5}{8}$ of the remaining money on his lunch. He had \$42 left. How much money did Jason have at first?
- (1) \$48
 (2) \$112
 (3) \$140
 (4) \$240

— LAST PAGE OF BOOKLET A —

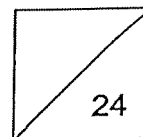


HENRY PARK PRIMARY SCHOOL
2025 END OF YEAR EXAMINATION
MATHEMATICS
PRIMARY 5

PAPER 1
(BOOKLET B)

Name: _____ ()

Class: Primary 5_



Total Time for Booklets A and B: 1 h 10 min

Do not turn over this page until you are told to do so.

Follow all instructions carefully.

Answer all questions.

Write your answers in this booklet.

You are **not** allowed to use a calculator.

Questions 19 to 30 carry 2 marks each. Show your working clearly and write your answers in the spaces provided. For questions which require units, give your answers in the units stated.

(24 marks)

19. (a) Find the value of $\frac{2}{11} \times 4$

Ans: (a) _____

(b) Find the value of $5 \div 8$. Express your answer as a decimal.

(b) _____

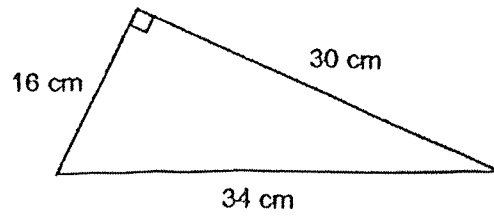
20. 9000 ml of water was poured into 4 containers equally. How many litres of water were there in one container?

Ans: _____ l

21. Water leaks from a tap at a rate of 7 ml per second.
At this rate, how much water will leak from the tap in 1 minute?

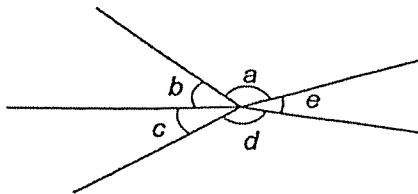
Ans: _____ ml

22. The figure shows a right-angled triangle. Find the area of the triangle.



Ans: _____ cm²

23.



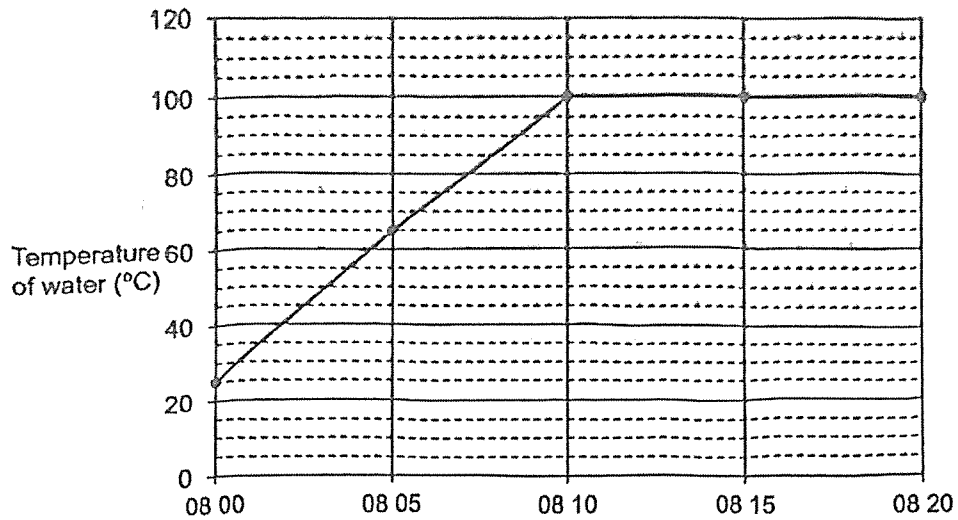
(a) Name the smallest angle.

Ans: (a) \angle _____

(b) Name the two angles that are greater than 90°.

(b) \angle _____ and \angle _____

24. The line graph shows the temperature of water in a kettle from 08 00 to 08 20.



(a) What was the temperature of the water at 08 05?

Ans: (a) _____ °C


(b) For how long did the temperature of the water remain at 100°C?

Ans: (b) _____ min

25. Minah deposited \$3200 in a bank account. The bank offers an interest rate of 2% per year. How much would Minah have in her bank account at the end of one year?

Ans: \$ _____

26. Draw a cuboid measuring 4 units by 3 units by 2 units on the isometric grid below



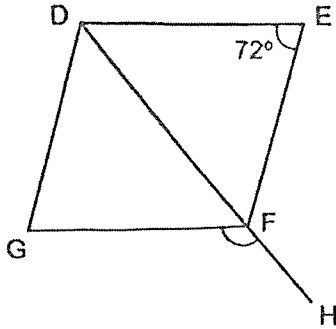
27. A group of 50 students participated in a spelling quiz. The table shows their scores.

| Score | Number of Students |
|-------|--------------------|
| 20 | 16 |
| 35 | 18 |
| 43 | 4 |
| 50 | 12 |

What fraction of the of students scored more than 35 marks?
Give your answer in the simplest form.

Ans: _____

28. DEFG is a rhombus. DH is a straight line. $\angle DEF = 72^\circ$. Find $\angle GFH$.



Ans: _____°

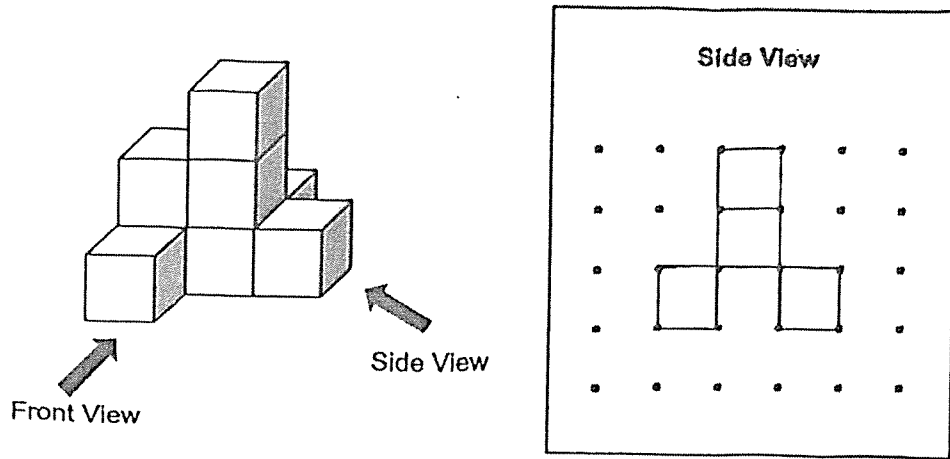
29. A pattern is formed using the numbers 0, 2 and 5.
The first 15 numbers of the pattern are shown below.

| | | | | | | | | | | | | | | |
|-----------------|-----------------|-----------------|---|---|---|---|---|---|---|---|---|---|---|------------------|
| 2 | 0 | 2 | 5 | 0 | 2 | 0 | 2 | 5 | 0 | 2 | 0 | 2 | 5 | 0 |
| 1 st | 2 nd | 3 rd | | | | | | | | | | | | 15 th |

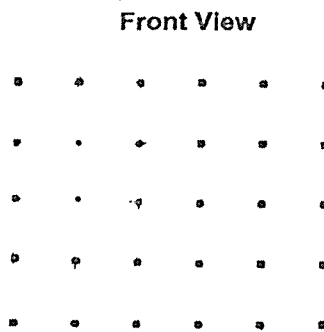
The sum of the numbers in the pattern is 121. How many numbers are there in the pattern?

Ans: _____

30. The diagram shows a solid formed with 8 cubes. The side view is shown.



- (a) Draw the front view of the solid.



- (b) Find the greatest number of unit cube(s) that can be added to the solid without changing the front view and side view.


Ans: (b) _____

Please do not write in the margin.

Please do not write in the margin.

— LAST PAGE OF BOOKLET B —

Please do not write in the margin.

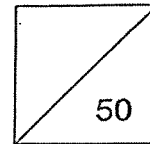


HENRY PARK PRIMARY SCHOOL
2025 END OF YEAR EXAMINATION
MATHEMATICS
PRIMARY 5

PAPER 2

Name: _____ ()

Class: Primary 5 _____



Time for Paper 2: 1 h 20 min

Do not turn over this page until you are told to do so.

Follow all instructions carefully.

Answer all questions.

Show your working clearly as marks are awarded for correct working.

Write your answers in this booklet.

You are allowed to use a calculator.

Questions 1 to 5 carry 2 marks each. Show your working clearly and write your answers in the spaces provided. For questions which require units, give your answers in the units stated.

(10 marks)

1. Two different shops sell the same brand and model of a handbag at a discount. Mrs Lim wants to buy the handbag at a lower price.



Shop A
Usual price: \$480
25% discount



Shop B
Usual price: \$440
10% discount

Which shop should she buy the handbag from, Shop A or Shop B? How much would she pay for the handbag from that shop?

Ans: Shop _____

Amount to pay: \$ _____

Please do not write in the margin.

Please do not write in the margin.

2. A machine produces 128 notebooks in 4 minutes. At this rate, how long does the machine take to produce 16 notebooks? Give your answer in seconds.

Ans: _____ s

Use the information below to answer questions 3 and 4.

The pie chart shows the types of books at the school library. There are 60 comic books. There is an equal number of Mystery and Science Fiction books.



3. What percentage of the books are Mystery books?

Ans: _____ %

4. How many books are Thriller books?

Ans: _____

5. A stationery shop had 200 files. 40% of them were blue and the rest were yellow. The shop owner bought 100 more blue files. What percentage of the files were blue in the end?

Ans: _____ %

For questions 6 to 15, show your working clearly and write your answers in the spaces provided. The number of marks available is shown in the brackets [] at the end of each question or part-question.

(40 marks)

6. Mei Ling baked 1200 cookies and muffins for a charity sale. After she sold $\frac{1}{2}$ of the cookies and $\frac{1}{4}$ of the muffins, she had an equal number of cookies and muffins left.

(a) How many cookies did she sell?

Ans: (a) _____ [2]

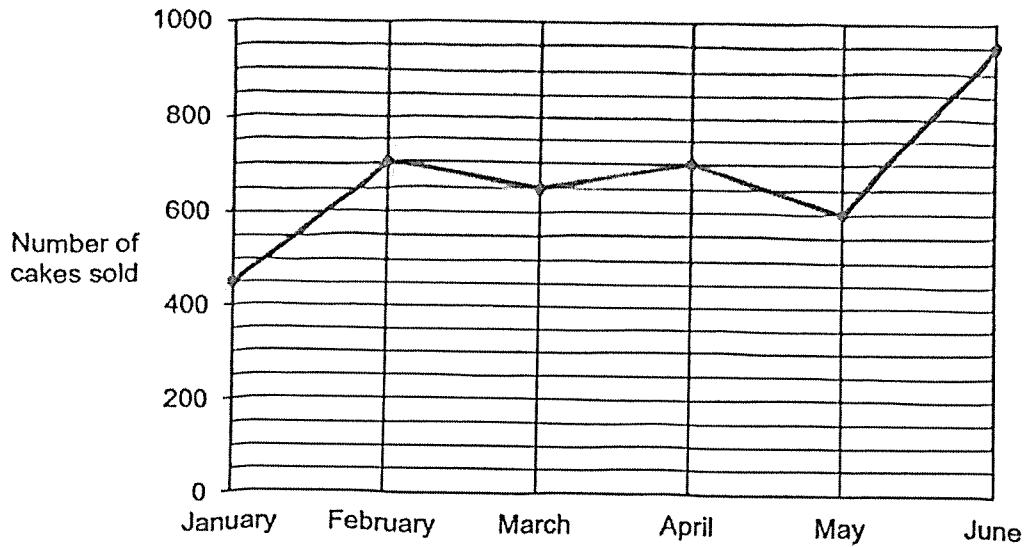
(b) Each cookie costs \$2.10 and each muffin costs \$3.50. How much did Mei Ling raise for the charity sale?

Ans: (b) \$ _____ [2]

Please do not write in the margin.

Please do not write in the margin.

The line graph shows the number of cakes sold each month from January to June. The number of cakes sold in 6 months from July to December is not shown.



Please do not write in the margin.

Please do not write in the margin.

- (a) During which one-month interval was the increase in the number of cakes sold the greatest?

Ans: (a) _____ to _____ [1]

- (b) How many cakes were sold for the first half of the year from January to June?

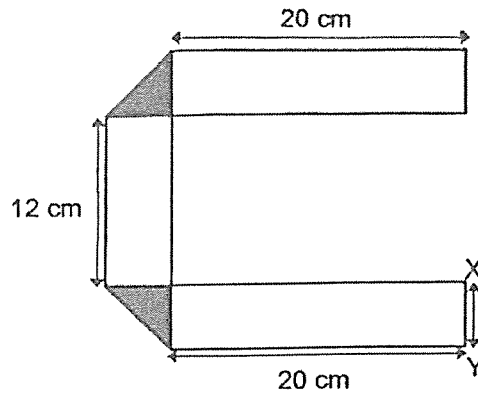
Ans: (b) _____ [1]

- (c) $\frac{4}{9}$ of the total number of cakes were sold in 6 months from July to December. Find the total number of cakes sold from January to December.

Ans: (c) _____ [2]

Please do not write in the margin.

8. A rectangular piece of paper is folded to form the figure. The total area of the two identical shaded triangles is 81 cm^2 .



- (a) Find the length of XY.

Ans: (a) _____ cm [1]

- (b) Find the area of the rectangular piece of paper before it was folded.

Ans: (b) _____ cm^2 [3]

Please do not write in the margin.

Please do not write in the margin.

9. The table shows the prices of shirts at a shop.

| Number of shirts | Price <i>each</i> |
|-------------------------|-------------------|
| First 7 shirts or fewer | \$12.90 |
| Every additional shirt | \$9.90 |

Mr Chen paid \$149.70 for some shirts. How many shirts did he buy?

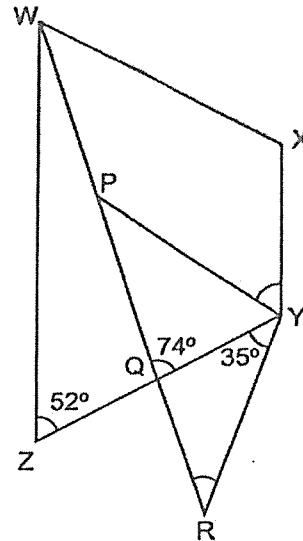
Please do not write in the margin.

Please do not write in the margin.

Ans: _____ [3]

10. WXYZ is a trapezium and PYR is an isosceles triangle where $PY = YR$.
 $\angle WZY = 52^\circ$, $\angle WQY = 74^\circ$ and $\angle QYR = 35^\circ$.

(a) Find $\angle YRP$.



Ans: (a) _____ $^\circ$ [2]

(b) Find $\angle XYP$.

Ans: (b) _____ $^\circ$ [2]

11. Rachel and Joanne gave away the same number of stickers. Rachel gave away $\frac{2}{3}$ of her stickers and Joanne gave away $\frac{3}{5}$ of her stickers.

(a) What fraction of the number of Joanne's stickers is the number of Rachel's stickers?

Ans: (a) _____ [2]

(b) Rachel and Joanne had a total of 323 stickers. How many stickers did Rachel give away?

Ans: (b) _____ [2]

Please do not write in the margin.

Please do not write in the margin.

12. Ahmad played a target board game at a carnival. He earns 5 points for every target that he hit accurately. For every 8 targets that he hit accurately, Ahmad also earns a bonus of 50 points. At the end of the game, Ahmad earned a total of 840 points. How many targets did he hit in the game?

Ans: _____ [3]

13. Meiling used identical 2-cm squares to form figures that follow a pattern. The first four figures are shown.



Figure 1

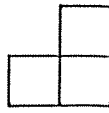


Figure 2

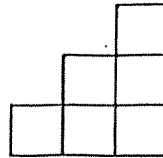


Figure 3

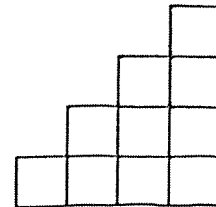


Figure 4

The table shows the number of squares used and the perimeter of the first four figures.

| Figure Number | Number of squares | Perimeter (cm) |
|---------------|-------------------|----------------|
| 1 | 1 | 8 |
| 2 | 3 | 16 |
| 3 | 6 | 24 |
| 4 | 10 | 32 |
| 5 | _____ [1] | _____ [1] |

- (a) Complete the table for Figure 5.
 (b) Find the perimeter of Figure 20.

Ans: (b) _____ cm [1]

- (c) In which figure would 465 squares be used?

Ans: (c) Figure _____ [2]

Please do not write in the margin.

Please do not write in the margin.

14. Susan puts 2 coins into her coin box every day. Each coin was either a 20-cent coin or a 50-cent coin. Every 5 days, her father added a \$1 coin to her coin box. After 210 days, the total value of the coins in the coin box was \$225.

(a) How many coins were there altogether?

Ans: (a) _____ [2]

(b) How many of her coins were 50-cent coins?

Ans: (b) _____ [3]

15. On Monday, 50 more men than women visited a museum. On Tuesday, the number of women who visited the museum was 80% of the number of women who visited on Monday. The number of men who visited the museum on both days remained the same. There were 950 visitors on Tuesday.

(a) What was the total number of visitors on Monday and Tuesday?

Ans: (a) _____ [3]

(b) What fraction of the total number of visitors on both days were women?
Give your answer in the simplest form.

Ans: (b) _____ [1]

— END OF PAPER —

Please do not write in the margin.

SCHOOL : HENRY PARK PRIMARY SCHOOL

LEVEL : PRIMARY 5

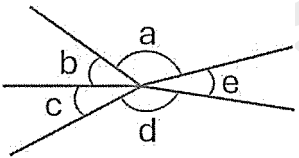
SUBJECT : MATH

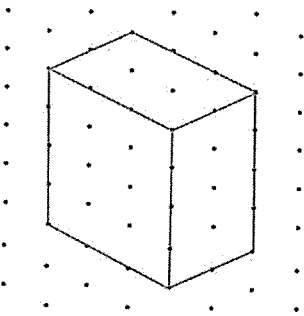
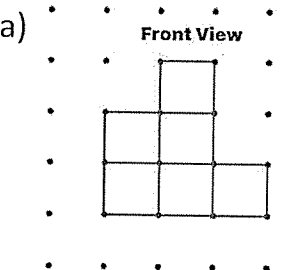
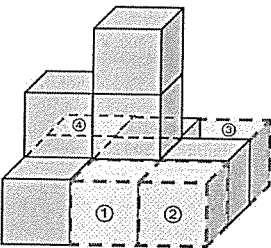

TERM : 2025 EOY EXAM

BOOKLET A

| | | | | | | | | | |
|-----|-----|-----|-----|-----|-----|-----|-----|----|-----|
| Q1 | Q2 | Q3 | Q4 | Q5 | Q6 | Q7 | Q8 | Q9 | Q10 |
| 2 | 3 | 3 | 4 | 2 | 1 | 2 | 3 | 1 | 4 |
| Q11 | Q12 | Q13 | Q14 | Q15 | Q16 | Q17 | Q18 | | |
| 2 | 1 | 2 | 3 | 2 | 4 | 2 | 3 | | |

BOOKLET B

| | | |
|-----|---|---|
| Q19 | <p>(a) $\frac{2}{11} \times 4 = \frac{8}{11}$.</p> <p>(b) $5 \div 8 = 0.625$.</p> | <p>ANS : (a) $\frac{8}{11}$</p> <p>(b) 0.625</p> |
| Q20 | $9000 \div 4 = 2250 \text{ ml} = 2.25 \text{ l}$. | ANS : 2.25 l |
| Q21 | $1 \text{ min} = 60 \text{ s}, 7 \times 60 = 420 \text{ ml}$. | ANS : 420 ml |
| Q22 | Area of triangle = $\frac{1}{2} \times 16 \times 30 = 240 \text{ cm}^2$. | ANS : 240 cm^2 |
| Q23 | <p>(a) The smallest angle is $\angle e$.</p> <p>(b) The two angles greater than 90° are $\angle a$ and $\angle d$.</p>  | <p>ANS : (a) $\angle e$</p> <p>(b) $\angle a$ and $\angle d$</p> |
| Q24 | <p>(a) From the graph, temperature of the water at 08 05 is 65°C.</p> <p>(b) Duration from 08 10 to 08 20 is 10 minutes.</p> | <p>ANS : (a) 65°C</p> <p>(b) 10 min</p> |

| | |
|-----|--|
| Q25 | <p>Mirah would have, in her bank account, at the end of one year</p> $= \$3200 \times (1 + 2\%) = \$3200 \times (1 + 0.02)$ $= \$3200 \times 1.02 = \3264 <p style="text-align: right;">ANS : \$3264</p> |
| Q26 | <p>A cuboid measuring 4 units by 3 units by 2 units is drawn as follows:</p>  <p style="text-align: right;">ANS : See figure</p> |
| Q27 | <p>Fraction of students scored more than 35 marks</p> $= \frac{4+12}{16+18+4+12} = \frac{16}{50} = \frac{8}{25}$ <p style="text-align: right;">ANS : $\frac{8}{25}$</p> |
| Q28 | <p>$\angle DFG = \frac{180^\circ - 72^\circ}{2} = 54^\circ$, $\angle GFH = 180^\circ - 54^\circ = 126^\circ$.</p> <p style="text-align: right;">ANS : 126°</p> |
| Q29 | <p>The number pattern repeated after every group of 5 numbers which is (2, 0, 2, 5, 0).</p> <p>The sum of each repeated group of numbers = 2 + 2 + 5 = 9.</p> <p>Thus, $121 \div 9 = 13 \text{ R } 4$. The remainder sum of 4 is,</p> $4 = 2 + 0 + 2.$ <p>Thus the number of the numbers in the pattern to give a sum of 121 is given by,</p> $13 \times 5 + 3 = 65 + 3 = 68.$ <p style="text-align: right;">ANS : 68</p> |
| Q30 | <p>(a)</p> <div style="display: flex; justify-content: space-around; align-items: flex-start;"> <div style="text-align: center;"> <p>Front View</p>  </div> <div style="text-align: center;">  </div> <div style="text-align: center;"> <p>Top View</p>  </div> </div> |

| | |
|-------|--|
| Q7(a) | <p>One-month interval number of cakes sold increased by: January to February = $700 - 450 = 250$. March to April = $700 - 650 = 50$. May to June = $950 - 600 = 350$(the greatest increase)</p> <p>ANS: May to June</p> |
| Q7(b) | <p>In the first half of the year, number of cake sold = $450 + 700 + 650 + 700 + 600 + 950 = 4050$</p> <p>ANS: 4050</p> |
| Q7(c) | <p>Total number of cakes from January to December = $4050 \div 5 \times 9 = 7290$</p> <p>ANS: 7290</p> |
| Q8(a) | <p>$XY = \sqrt{81} = 9\text{cm}$</p> <p>ANS: 9cm</p> |
| Q8(b) | <p>Length of the rectangular piece of paper unfolded = $20 + 9 + 12 + 9 + 20 = 70\text{cm}$</p> <p>Area of the rectangular piece of paper = $70 \times 9 = 630\text{ cm}^2$</p> <p>ANS: 630 cm^2</p> |
| Q9 | <p>Amount paid for first 7 shirts = $7 \times \\$12.90 = \\90.30 Amount paid for remaining shirts = $(149.70 - 90.30) = \\$59.40$</p> <p>Remaining shirts bought = $\\$59.40 \div \\$9.90 = 6$. Total number of shirts bought = $7 + 6 = 13$</p> <p>ANS: 13</p> |

| Q10 | <p>(a) $\angle YRP = 74^\circ - 35^\circ = 39^\circ$. (ext. \angle of triangle) (b) $\angle PYR = 180^\circ - 35^\circ - 39^\circ - 39^\circ = 67^\circ$. ($\angle$ sum of triangle) $\angle XYP = 180^\circ - 52^\circ - 67^\circ = 61^\circ$. (adj. \angles of parallel sides) ANS : (a) 39° (b) 61°</p> | | | | | | | | | | | | | | | | | | |
|---------------|--|-------------------|-------------------|----------------|---|---|---|---|---|----|---|---|----|---|----|----|---|--------------------------|-------------------|
| Q11 | <p>(a) Fraction of stickers Rachel gave away = $\frac{2}{3} = \frac{6}{9}$. Fraction of stickers Joanne gave away = $\frac{3}{5} = \frac{6}{10}$. \therefore Fraction of Joanne's stickers = $\frac{9}{10}$ of Rachel's stickers. (b) Number of stickers Rachel gave away $= 323 \div (9 + 10) \times 6 = 17 \times 6 = 102$. ANS : (a) $\frac{9}{10}$ (b) 102</p> | | | | | | | | | | | | | | | | | | |
| Q12 | <p>For every 8 targets that Ahmad hit, the number of points earned by Ahmad = $8 \times 5 + 50 = 40 + 50 = 90$. $\therefore 840 \div 90 = 9 \text{ R } 30$. Remainder of 30 points earned by hitting = $30 \div 5 = 6$ targets. Thus, total number of targets hit = $9 \times 8 + 6 = 72 + 6 = 78$. ANS : 78</p> | | | | | | | | | | | | | | | | | | |
| Q13 | <p>(a) Table for Figure 5 is completed as follow:</p> <table border="1" data-bbox="411 1279 1329 1536"> <thead> <tr> <th>Figure Number</th> <th>Number of squares</th> <th>Perimeter (cm)</th> </tr> </thead> <tbody> <tr> <td>1</td> <td>1</td> <td>8</td> </tr> <tr> <td>2</td> <td>3</td> <td>16</td> </tr> <tr> <td>3</td> <td>6</td> <td>24</td> </tr> <tr> <td>4</td> <td>10</td> <td>32</td> </tr> <tr> <td>5</td> <td>$1 + 2 + 3 + 4 + 5 = 15$</td> <td>$5 \times 8 = 40$</td> </tr> </tbody> </table> <p>(b) Perimeter of Figure 20 = $20 \times 8 = 160$ cm. (c) For Figure n, the number of squares = $\frac{1}{2} n(n + 1) = 465$. $n(n + 1) = 465 \times 2 = 930 = 30 \times 31$. $\therefore n = 30$. ANS : (a) 15, 40 (b) 160 cm (c) Figure 30</p> | Figure Number | Number of squares | Perimeter (cm) | 1 | 1 | 8 | 2 | 3 | 16 | 3 | 6 | 24 | 4 | 10 | 32 | 5 | $1 + 2 + 3 + 4 + 5 = 15$ | $5 \times 8 = 40$ |
| Figure Number | Number of squares | Perimeter (cm) | | | | | | | | | | | | | | | | | |
| 1 | 1 | 8 | | | | | | | | | | | | | | | | | |
| 2 | 3 | 16 | | | | | | | | | | | | | | | | | |
| 3 | 6 | 24 | | | | | | | | | | | | | | | | | |
| 4 | 10 | 32 | | | | | | | | | | | | | | | | | |
| 5 | $1 + 2 + 3 + 4 + 5 = 15$ | $5 \times 8 = 40$ | | | | | | | | | | | | | | | | | |

