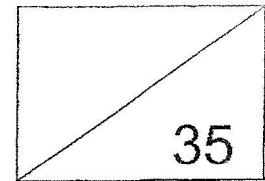


**RED SWASTIKA SCHOOL
MATHEMATICS
PRIMARY 6
CLASS TEST (2)**



Name: _____ ()

Date: 16 May 2025

Class: Pr 6 _____

Duration: 45 minutes
(Use of calculators is not allowed)

Parent's Signature: _____

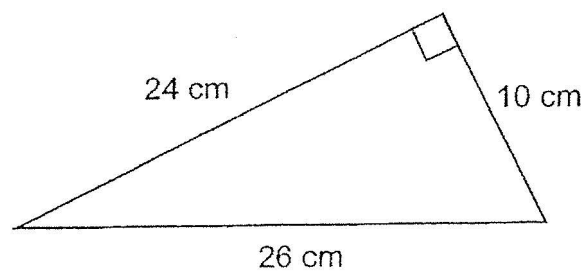
Questions 1 to 2 carry 1 marks each. Question 3 to 5 carry 2 marks each. For each question, four options are given. One of them is the correct answer. Make your choice (1, 2, 3 or 4). Write the correct answer in the brackets provided. (8 marks)

- 1 Jane received \$200 prize money. She gave \$80 to her sister.
What percentage of the prize money did Jane give to her sister?

- (1) 20%
(2) 40%
(3) 60%
(4) 80%

()

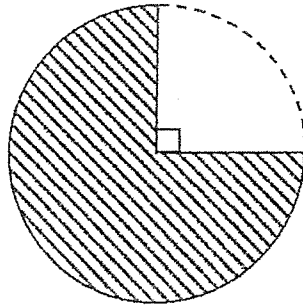
- 2 The figure shows a right-angled triangle. Find the area of the triangle.



- (1) 120 cm^2
(2) 130 cm^2
(3) 240 cm^2
(4) 312 cm^2

()

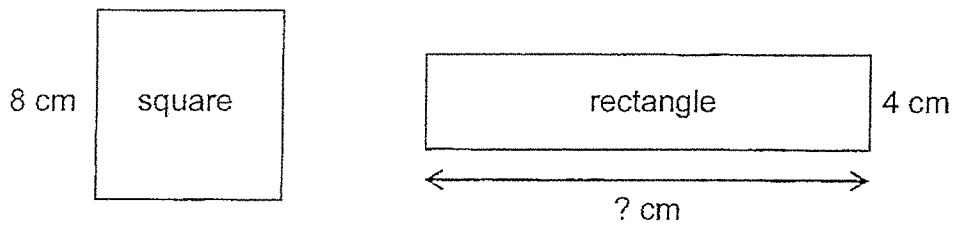
- 3 The figure shows a circle with a quarter circle removed. The radius of the circle is 20 cm. Find the total area of the shaded part in terms of π .



- (1) $30\pi \text{ cm}^2$
- (2) $100\pi \text{ cm}^2$
- (3) $300\pi \text{ cm}^2$
- (4) $400\pi \text{ cm}^2$

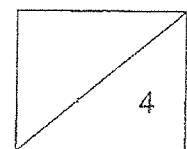
()

- 4 Two pieces of wire of equal length were used to form a square and a rectangle as shown below. Find the length of the rectangle.



- (1) 28 cm
- (2) 24 cm
- (3) 16 cm
- (4) 12 cm

()



5 Jen saved \$40 of her allowance and spent the rest. When she increased her savings by 10%, her spending decreased by 5%. How much was her allowance?

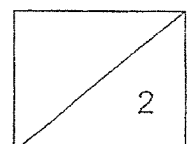
(1) \$112

(2) \$116

(3) \$120

(4) \$124

()



Questions 6 to 13 carry 2 marks each. Show your workings clearly in the space below each question and write your answers in the spaces provided. For questions which require units, give your answers in the units stated. (16 marks)

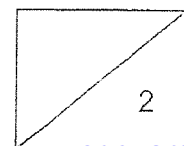
6 Students in a camp were divided into Group A, Group B and Group C. There were 18 students in Group A and 12 students in Group B. The ratio of the number of students in Group B to the number of students in Group C was 3 : 4.

(a) Find the ratio of the number of students in Group A to the number of the students in Group B. Leave the answer in the simplest form.

Ans: (a) _____

(b) Find the ratio of the number of students in Group A to the number of the students in Group C.

Ans: (b) _____

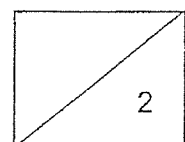


- 7 A shop sold 240 tables for the year. 35% of the tables were sold in December.
(a) How many tables were sold in December?

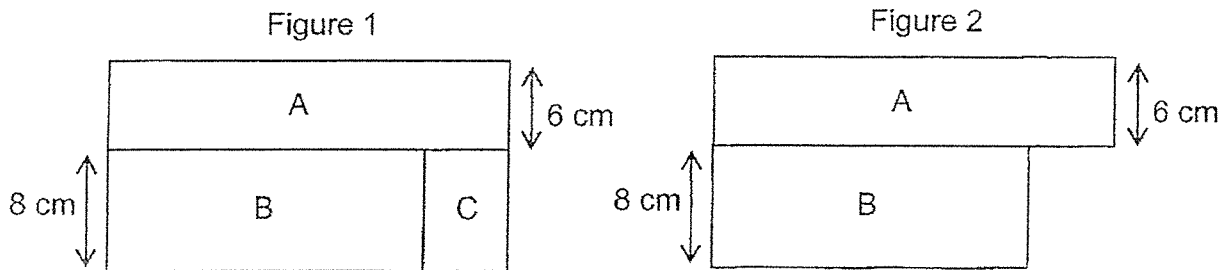
Ans: (a) _____

- (b) The price of 1 table before 9% GST was \$700.
Find the amount of GST for 1 table.

Ans: (b) \$ _____



- 8 Figure 1 is made up 3 rectangles, A, B and C. Figure 2 is formed by removing rectangle C. Rectangles A and B have the same area. The area of Figure 2 is 240 cm^2 .

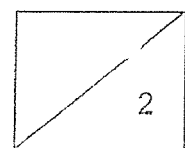


- (a) Find the perimeter of Figure 2.





Ans: (a) _____ cm

- (b) Find the area of rectangle C.

Ans: (b) _____ cm^2



- 9 A shop had a sale and gave the same percentage discount on all types of bags. The table shows the sale information of 2 different bags in this shop.

 Bag A	 Usual price: \$40	 Bag B	 Usual price: \$?
---------------------------------------------------------------------------------------------------	--------------------------------------------------------------------------------------------------------	----------------------------------------------------------------------------------------------------	---------------------------------------------------------------------------------------------------------

- (a) What was the percentage discount for Bag B?

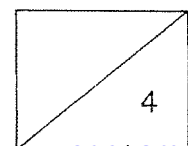
Ans: (a) _____ %

- (b) What was the usual price for Bag B?

Ans: (b) \$ _____

- 10 Ann, Betty and Charles donated some money to a charity. Ann donated $\frac{1}{3}$ as much as Betty. Charles donated $\frac{5}{6}$ of the total amount of money Ann and Betty donated. Find the ratio of the amount of money donated by Ann to the amount of money donated by Betty to the amount of money donated by Charles.

Ans: _____



11 Mr Tang had some books for sale. He sold 150 books on Monday and 25% of the remainder on Tuesday. He was left with 30% of the books he had at first.

(a) What percentage of his books did he sell on Monday?

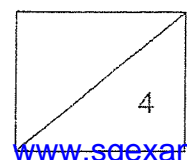
Ans: (a) _____ %

(b) How many books did he have for sale at first?

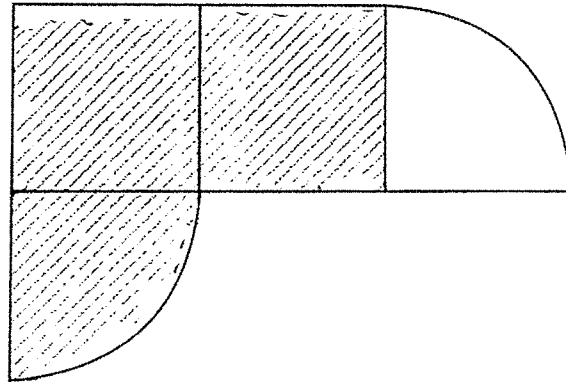
Ans: (b) _____

12 There were some boys and girls in a hall. $\frac{4}{9}$ of them were boys. After 11 boys left the hall and $\frac{1}{2}$ of the girls left the hall, there were equal number of boys and girls remaining in the hall. How many students were in the hall at first?

Ans: _____

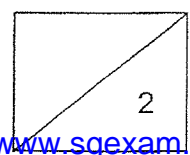


- 13 The figure is made up of identical squares and quarter circles. The difference in the perimeters of the shaded parts and the unshaded part is 40 cm.



What is the perimeter of the figure? (Take $\pi = 3.14$)

Ans: _____ cm



For Questions 14 to 16, show your workings clearly in the space below each question and write your answers in the spaces provided. The number of marks available is shown in brackets [] at the end of each question or part-question. (11 marks)

- 14 Teams A and B, each with the same number of students, took part in a game. All students of both teams participated in this challenge. Each student either received 6 tokens or 3 tokens after the game. The table shows the results by using ratios.

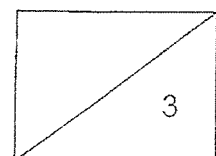
	Team A	Team B
The ratio of the number of students who received 6 tokens to the number of students who received 3 tokens	2 : 3	3 : 4

- (a) Based on the information given, each statement is either true, false or not possible to tell. Put a tick (✓) to indicate your answer. [1]


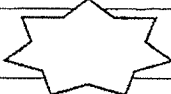
Statement	True	False	Not possible to tell
i) Team A collected more tokens than Team B.			
ii) The boys collected more tokens than the girls in both teams.			

- (b) Team B collected a total of 600 tokens after the game.
What was the total number of students from Teams A and B?

Ans: (b) _____ [2]



- 15 The table partially shows the percentage of visitors to an exhibition on Day 1. An equal number of men and women was at the exhibition.

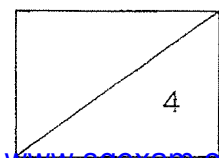
Type of Visitors	Boys	Girls	Men	Women
Day 1	31%	29%		

- (a) What percentage of the total number of visitors were men on Day 1?

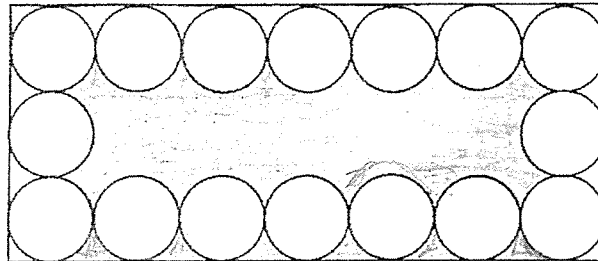
Ans: (a) _____ [1]

- (b) On Day 2, the total number of children who visited the exhibition decreased by 20% and the total number of adults who visited the exhibition increased by 25%. Was there an increase or a decrease in percentage of the total number of visitors from Day 1 to Day 2? What was the percentage increase or decrease?

Ans: (b) The percentage of the total number of visitors(increase / decrease)
by _____% from Day 1 to Day 2. [3]



- 16 The figure is made up a rectangle and some identical circles as shown.
The perimeter of the rectangle is 400 cm. (Take $\pi = 3.14$)



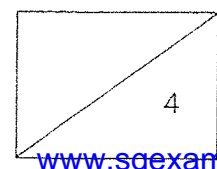
- (a) Find the area of 1 circle.

Ans: _____ [2]

- (b) Find the total area of the shaded parts.

Ans: _____ [2]

End of Paper



SCHOOL : RED SWASTIKA SCHOOL
LEVEL : PRIMARY 6
SUBJECT : MATHEMATICS
TERM : 2025 CLASS TEST 2

Q1	Q2	Q3	Q4	Q5					
2	1	3	4	3					

Q6 (a)	3:2
Q6 (b)	A:C 18:16 9:8
Q7 (a)	240 = 100% 120 = 50% 24 = 10% 12 = 5% 24 + 24 + 12 + 12 = 84
Q7 (b)	\$700 = 100% \$7 = 1% 9% = \$63
Q8 (a)	240 ÷ 2 = 120 $\frac{120}{6} = 20$ $\frac{120}{8} = 15$ 20 + 6 + 6 + 5 + 15 + 8 + 8 = 68 cm
Q8 (b)	5 × 8 = 40 cm ²
Q9 (a)	40 - 32 = 8 $\frac{8}{40} = 20\%$
Q9 (b)	\$48 = 80% \$60 = 100%
Q10	$\frac{1}{3} \times B = A$ $\frac{3}{3} \times B = B$ $\frac{5}{6} \times \frac{4}{3} = \frac{20}{18} = 1 \frac{2}{18}$ A:B:C $\frac{1}{3} : \frac{3}{3} : 1 \frac{2}{18}$ $\frac{1}{3} : \frac{3}{3} : 1 \frac{1}{9}$ $\frac{3}{9} : \frac{9}{9} : \frac{10}{9}$ 3:9:10
Q11 (a)	100 - 10 - 30 = 60%
Q11 (b)	60% = 150 100% = $\frac{150}{60} \times 100 = 250$

Q12	<p>Before :</p> <p>Boy : Girl : Total</p> <p>$4u : 8u : 9u$</p> <p>After :</p> <p>$2.5u : 2.5u : 5u$</p> <p>$4u - 2.5u = 1.5u$</p> <p>$1.5u = 11$</p> <p>$3u = 22$</p> <p>$9u = 22 \times 3 = 66$</p>
Q13	<p>Radius = 10</p> <p>Diameter = 20</p> <p>$4u = 40$</p> <p>$1u = 10$</p> <p>$6 \times 10 = 60$</p> <p>$\frac{1}{2} \times 3.14 \times 20 = 31.4$</p> <p>$60 + 31.4 = 91.4 \text{ cm}$</p>
Q14	<p>a) i) False</p> <p>ii) Not possible to tell</p>
	<p>b) $1 \text{ group} = 12 + 18 = 30$</p> <p>$600 \div 30 = 20$</p> <p>$7 \times 20 = 140$</p> <p>$140 \times 2 = 280$</p>
Q15	<p>a) $31 + 29 = 60$</p> <p>$100 - 60 = 40$</p> <p>$40 \div 2 = 20\%$</p>
	<p>b) Before :</p> <p>Children : Adult : Total</p> <p>$60\% : 40\% : 100\%$</p> <p>Change :</p> <p>$\frac{20 \times 60}{100} = 12$ $\frac{25}{100} \times 40 = 10$</p> <p>$60 - 12$</p> <p>$= 48$</p> <p>$40 + 10$</p> <p>$= 50$</p> <p>Total = $50 + 48 = 98$</p> <p>$100 - 98 = 2\%$</p> <p>There was a percentage <u>decrease</u> by 2% from Day 1 to Day 2.</p>
Q16	<p>a) $1u = 400 \div 20 = 20$</p> <p>$20 \div 2 = 10$</p> <p>$3.14 \times 10 \times 10 = 314$</p>
	<p>b) Area of dotted rectangle = $120 \times 50 = 6000$</p> <p>Area of 10 unshaded circles = $10 \times 314 = 3140\text{cm}^2$</p> <p>Total area of shaded parts = $6000\text{cm}^2 - 3140\text{cm}^2 = 2860\text{cm}^2$</p>

2
ENP